

# Commonly Mapped HART® Parameters for Device and Network Monitoring

## 1.1 Overview

Wireless networks provide a wealth of information, from simple process variables to detailed diagnostic information, in the form of bits of data called parameters. It is important to determine which parameters are most important to your process, and to ensure this information is visible through your management system by mapping the parameters.

This document provides instructions on how to map the most common parameters for variable, power, and communication status.

## 1.2 System administrator

Consider the system which this information will be recorded to or accessed by (e.g. DCS, PLC, Data Historian, Dedicated Database, etc.) The following procedure should be performed by or overseen by the administrator of that system (in systems or application management.) This administrator will be an invaluable team member for quickly commissioning and integrating your wireless networks.

## 1.3 Designing for system integration

Install the Gateway in a place where it is able to make a physical connection to the host system via the Ethernet or serial Modbus® connection (e.g. control rooms, instrument sheds, etc.)

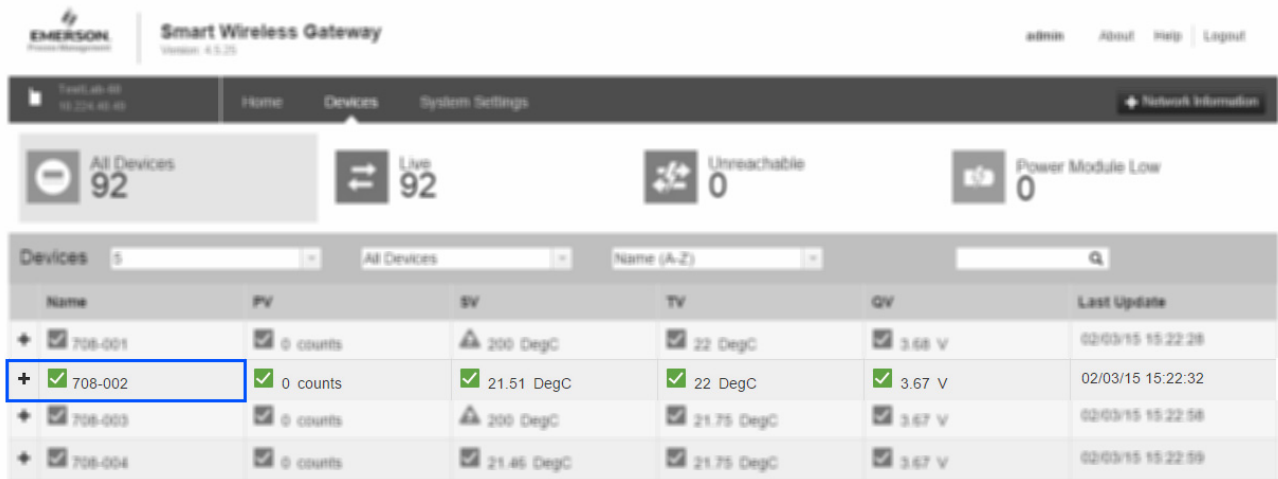
Using the Ethernet or serial Modbus connection, the Gateway can be integrated into the system or access location by using the most appropriate standard data protocol (EtherNet/IP™, OPC™, Modbus TCP, or Modbus RTU.) Additional Smart Wireless Gateway capabilities allow for easy integration directly into DeltaV™, Ovation™, and AMS® Device Manager.

## 1.4 Mapping basics

When mapping a parameter into a system, the device must be identified, then followed by the parameter. The device is identified by its HART tag, and the parameter is mapped in the following format [HART Tag].[parameter]. This is known as the OPC point name, Modbus register, or EtherNet/IP instance. The mapping process is repeatable once locally established.

Easily locate the HART tag of a wireless device through the Gateway web interface, shown in [Figure 1-1](#). In this example, the tag is “708-002.”

Figure 1-1. Finding the HART Tag on a Rosemount® 708 Wireless Acoustic Transmitter



Parameters are mapped through the designated location on the Gateway interface. Figure 1-2 shows the example of the Gateway OPC mapping page.

Figure 1-2. Example of the Gateway OPC Mapping Page

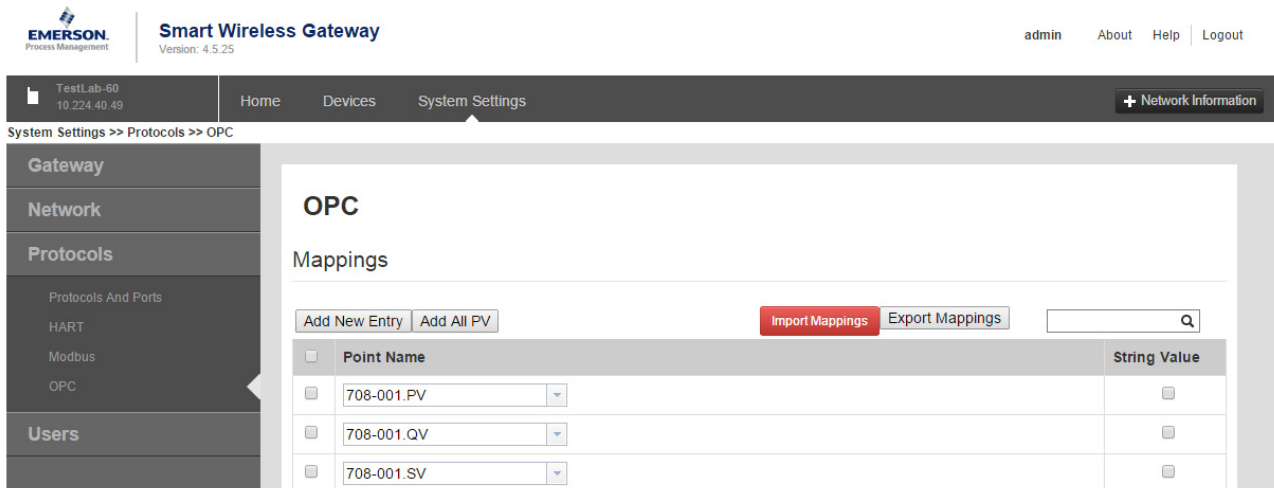


Table 1-1 identifies the most commonly mapped parameters for field devices.




**Table 1-1. Commonly Mapped Variables for Device and Network Monitoring**

Parameter	Value type	Description
<b>Variable status</b>		
PV	32 bit float	Primary Variable. This is the variable reported associated with the main function of the device.
SV; TV; QV	32 bit float	Secondary, Tertiary, and Quaternary Variables. These are additional variables available for the device. These are different per each device, and can be reconfigured in the device software.
PV_HEALTHY SV_HEALTHY TV_HEALTHY QV_HEALTHY	Boolean	Overall health of the associated variable. This parameter also communicates Online status and critical device diagnostics.
<b>Power status</b>		
POWER_SUPPLY_CONDITIONS_OUT_OF_RANGE	Boolean	Primary module indicator. This status is triggered when power supply is getting low to alert to plan for maintenance.
CRITICAL_POWER_FAILURE	Boolean	Primary module backup indicator. This status is triggered when power supply is very low to alert that maintenance should be performed immediately.
** Note that in some devices, Battery Voltage is mapped as QV. In these instances, QV_HEALTHY can also be used to alert the user when the battery supply is low.		
<b>Communication status</b>		
ONLINE	Boolean	Indicates whether a device is Online and communicating with the network. This status is triggered when a device becomes stale or unreachable. (A device is stale after 8 missed updates and unreachable after 10 minutes.)
RELIABILITY	32 bit float	Measure of connectivity between the Gateway and a wireless field device. This status is a calculation of the ratio of the number of received messages over the number of expected messages.

## Rosemount World Headquarters

### Emerson Process Management




6021 Innovation Blvd  
Shakopee, MN 55379, USA

-  +1 800 999 9307 or +1 952 906 8888
-  +1 952 949 7001
-  RFQ.RMD-RCC@EmersonProcess.com

## North America Regional Office

### Emerson Process Management




8200 Market Blvd.  
Chanhassen, MN 55317, USA

-  +1 800 999 9307 or +1 952 906 8888
-  +1 952 949 7001
-  RMT-NA.RCCRFQ@Emerson.com

## Latin America Regional Office

### Emerson Process Management




1300 Concord Terrace, Suite 400  
Sunrise, Florida, 33323, USA

-  +1 954 846 5030
-  +1 954 846 5121
-  RFQ.RMD-RCC@EmersonProcess.com

## Europe Regional Office

### Emerson Process Management Europe GmbH




Neuhofstrasse 19a P.O. Box 1046  
CH 6340 Baar  
Switzerland

-  +41 (0) 41 768 6111
-  +41 (0) 41 768 6300
-  RFQ.RMD-RCC@EmersonProcess.com

## Asia Pacific Regional Office

### Emerson Process Management Asia Pacific Pte Ltd




1 Pandan Crescent  
Singapore 128461

-  +65 6777 8211
-  +65 6777 0947
-  Enquiries@AP.EmersonProcess.com

## Middle East and Africa Regional Office

### Emerson Process Management

Emerson FZE P.O. Box 17033,  
Jebel Ali Free Zone - South 2  
Dubai, United Arab Emirates

-  +971 4 8118100
-  +971 4 8865465
-  RFQ.RMTMEA@Emerson.com

Standard Terms and Conditions of Sale can be found at [www.rosemount.com/terms\\_of\\_sale](http://www.rosemount.com/terms_of_sale).

AMS, and the Emerson logo are registered trademarks and/or service marks of Emerson Electric Co.

DeltaV is a trademark of Emerson Electric Co.

Rosemount and the Rosemount logotype are registered trademarks of Rosemount Inc.

WirelessHART and HART are registered trademarks of the HART Communication Foundation.

Ovation is a registered trademark of Emerson Process Management

Modbus is a registered trademark of Modicon, Inc.

EtherNet/IP is a trademark of ControlNet International under license by ODVA.

OPC is a registered trademark of OPC Foundation.

All other marks are the property of their respective owners.

© 2015 Rosemount, Inc. All rights reserved.