

Rosemount™ 2110 Level Switch

Vibrating Fork



1 Product certifications

Rev 2.13

1.1 European directive information

A copy of the EU Declaration of Conformity can be found at the end of the document. The most recent revision of the EU Declaration of Conformity can be found at [Emerson.com/Rosemount](https://www.emerson.com/Rosemount).

1.2 Environmental conditions

Table 1-1: Environmental Conditions Low Voltage Directive (LVD)

Type	Description
Location	Indoor or outdoor use
Maximum altitude	6562 ft. (2000 m)
Ambient temperature	-40 to 176 °F (-40 to 80 °C)
Overvoltage category	II
Electrical supply/load	24-240 Vac, 50/60 Hz or 24-240 Vdc or 20-54 Vdc, 500 mA
Mains supply voltage fluctuations	Safe at ±10%
Pollution degree	2

1.3 Hygienic approvals and compliance (surface finish codes 3, 4, 7, and 8)

3-A[®] (authorization 3626) and EHEDG (certificate: C2200010)

ASME-BPE, FDA, and EC 1935/2004 compliant

Related information

[Instructions for hygienic installations](#)

1.4 Overfill approval

DIBt (Germany) Certificate Z-65.11-236

SVTI (Switzerland) Certificate KVU 302.042

TÜV-tested and approved for overfill protection according to the German DIBt/WHG regulations. Certified under safety devices for tanks and piping related to water pollution control.

1.5 Canadian Registration Number (CRN)

Certificate 0F04227.2C

The requirements of CRN are met when a Rosemount 2110 is configured with a NPT threaded process connection.

1.6 Technical Regulations Customs Union (TR-CU)



CU TR 032/2013 "On the safety equipment of high pressure"

Certificate EAЭC KZ.7500525.01.01.01708

CU TR 020/2011 "Electromagnetic compatibility of technical equipment"

Certificate EAЭC KZ 7500525.13.12.00491 (Self-declaration)

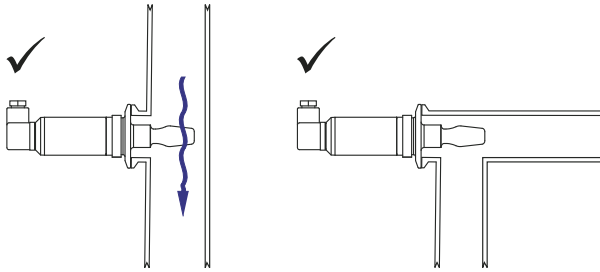
CU TR 004/2011 "Safety of low-voltage equipment"

Certificate EAЭC KZ 7500525.13.12.00505 (Self-declaration)

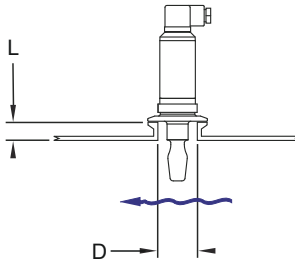
1.7 Instructions for hygienic installations

The following instructions are for a Rosemount 2110 Level Switch ("level switch") with a 51 mm Tri Clamp fitting covered by 3-A authorization 3626 and EHEDG certificate C2200010, and ASME-BPE and FDA compliance:

1. The level switch is suitable for installation on pipeline (with fork gap in line with the flow) and on closed vessels (with the fork gap vertical).
EHEDG only recommend horizontal stub mounting in pipelines:



2. Installation of this equipment shall be carried out by suitably trained personnel, in accordance with the applicable code of practice.
3. Inspection and maintenance of this equipment shall be carried out by suitably trained personnel, in accordance with the applicable code of practice.
4. If the level switch is installed in a stub then to ensure cleanability, the length (L) must meet the criteria $L < (D - 23)$, where D is the stub diameter.




5. The certification of the level switch relies upon the following materials used in its construction:
 - a. Product contact surfaces
 - Probe: Stainless steel 316/316L
 - b. Non-product contact surfaces
 - Enclosure: Stainless steel 304 type
 - Lens: Nylon 12
 - Seals: Nitrile rubber
 - Connector: Nylon (PA6)
6. It is the responsibility of the user to ensure:
 - a. The materials listed in instruction [5](#) are suitable for the media and cleaning (sanitisation) processes.


- b. The installation of the level switch is drainable and cleanable.
 - c. That the joint requirements between the probe and the vessel/pipe are compatible with the process media, applicable standards, and code of practice. In EHEDG applications, the seals (gaskets) used should be as defined in the EHEDG position paper "Easy cleanable pipe couplings and process connections".
7. Cleaning-In-Place (CIP) routines up to 160 °F (71 °C) are suitable for the level switch.
 8. Steaming-In-Place (SIP) routines up to 302 °F (150 °C) are suitable for the level switch.

1.8 EU Declaration of Conformity

Figure 1-1: EU Declaration of Conformity



Declaration of Conformity



Rev. #3

We,

Rosemount Tank Radar AB
Layoutvägen 1
S-435 33 MÖLNLYCKE
Sweden

declare under our sole responsibility that the product,


Rosemount™ 2110 Compact Vibrating Fork Liquid Level Switch

manufactured by,

Rosemount Tank Radar AB
Layoutvägen 1
S-435 33 MÖLNLYCKE
Sweden

to which this declaration relates, is in conformity with the provisions of the European Union Directives, including the latest amendments, as shown in the attached schedule.

Assumption of conformity is based on the application of the harmonized standards and, when applicable or required, a European Union notified body certification, as shown in the attached schedule.

 <hr style="border: 0; border-top: 1px solid black;"/> <p>(signature)</p>	<p>Sr. Manager Product Approvals</p> <hr style="border: 0; border-top: 1px solid black;"/> <p>(function)</p>
<p>Dajana Prastalo</p> <hr style="border: 0; border-top: 1px solid black;"/> <p>(name)</p>	<p>27-Sep-24; Mölnlycke</p> <hr style="border: 0; border-top: 1px solid black;"/> <p>(date of issue & place)</p>

Page 1 of 2



Declaration of Conformity

EMC Directive (2014/30/EU)

Rosemount 21100**; Rosemount 21101******

Harmonized Standards: EN 61326-1:2013, EN 61326-2.3:2013

Other Standards Used: EN IEC 61326-1:2020

Low Voltage Directive (2014/35/EU)

Rosemount 21100****

Harmonized Standards:
EN 61010-1:2010/A1:2019/AC:2019-04

RoHS Directive (2011/65/EU)

The Model 2110**** is in conformity with Directive 2011/65/EU of the European Parliament and of the Council on the restriction of the use of certain hazardous substances in electrical and electronic equipment.

(Minor variations in design to suit the application and/or mounting requirements are identified by alpha/numeric characters where indicated * above)

1.9 China RoHS

含有China RoHS管控物质超过最大浓度限值的部件型号列表 Rosemount 2110
List of Rosemount 2110 Parts with China RoHS Concentration above MCVs

部件名称 Part Name	有害物质 / Hazardous Substances					
	铅 Lead (Pb)	汞 Mercury (Hg)	镉 Cadmium (Cd)	六价铬 Hexavalent Chromium (Cr +6)	多溴联苯 Polybrominated biphenyls (PBB)	多溴联苯醚 Polybrominated diphenyl ethers (PBDE)
电子组件 Electronics Assembly	O	O	O	O	O	O
壳体组件 Housing Assembly	O	O	O	O	O	O
传感器组件 Sensor Assembly	X	O	O	O	O	O

本表格系依据SJ/T11364的规定而制作。

This table is proposed in accordance with the provision of SJ/T11364.

O: 意为该部件的所有均质材料中该有害物质的含量均低于GB/T 26572所规定的限量要求。

O: Indicate that said hazardous substance in all of the homogeneous materials for this part is below the limit requirement of GB/T 26572.

X: 意为在该部件所使用的所有均质材料里，至少有一类均质材料中该有害物质的含量高于GB/T 26572所规定的限量要求。

X: Indicate that said hazardous substance contained in at least one of the homogeneous materials used for this part is above the limit requirement of GB/T 26572.



Product Certifications
00880-0100-4029, Rev. AC
October 2024

For more information: [Emerson.com/global](https://emerson.com/global)

©2024 Emerson. All rights reserved.

Emerson Terms and Conditions of Sale are available upon request. The Emerson logo is a trademark and service mark of Emerson Electric Co. Rosemount is a mark of one of the Emerson family of companies. All other marks are the property of their respective owners.

ROSEMOUNT™

