


De-clutchable Quarter-turn Manual Overrides for Pneumatic Actuation

MOR Series



Standard Features

- Designed for higher efficiencies and lower input effort on handwheel
- 11 models up to 309776 lb-in torque capacity
- Alloy steel worm shafts
- Rugged design
- High performance axial bearings
- Red oxide primer
- Integral top flange (ISO drive coupling available on request)
- Fully sealed gearbox
- Temperature range: -20 °C (-4 °F) to +120 °C (+248 °F)
- Powder coated handwheels for smooth and easy operation
- Stroke 0-90° (+5° adjustable)
- Smooth and easy clutch – declutch mechanism

Options

- Housing material options (ductile iron / stainless steel)
- Worm shaft, fasteners and hand wheel material option available in stainless steel
- Worm wheel material option available in aluminum bronze
- High temperature variant up to +200 °C (+392 °F) & low temperature variant up to -52 °C (-61.6 °F) available
- Marine application (all exposed fasteners and shafts in stainless steel)
- Finish painting available on request
- Chainwheel operation available

De-clutchable Quarter-turn Manual Overrides for Pneumatic Actuation

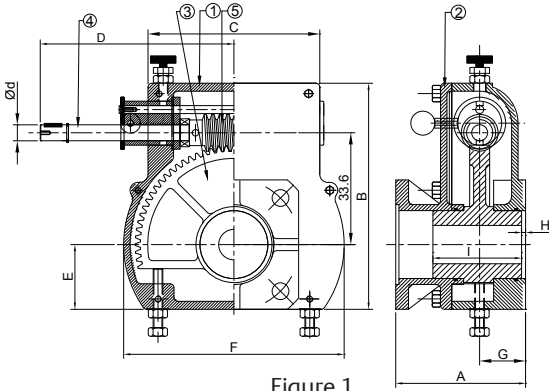
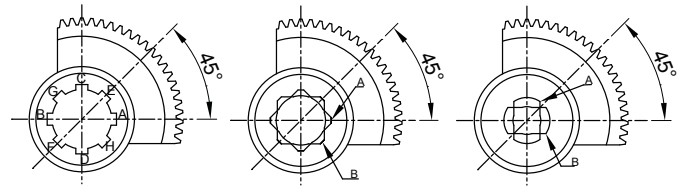


Figure 1



View From Top At Close Position

Note:

Refer to Figure (1) for Models up to "MOR 3.5"

Refer to Figure (2) for Models above "MOR 3.5"

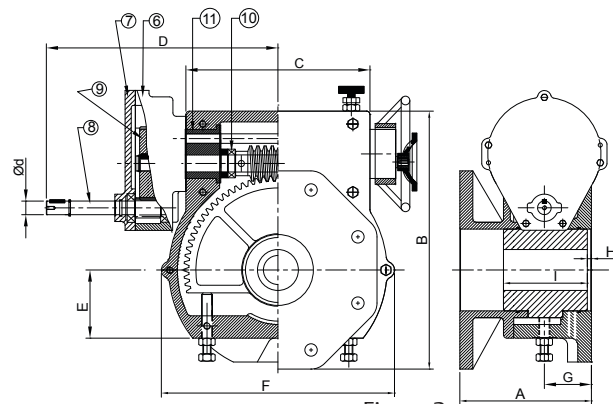


Figure 2

Sr. No.	Description	Material	USA Standard	IS Standard
1	Housing	Cast Iron	ASTM A48-83 30A	IS 210 FG200
2	Cover	Cast Iron	ASTM A48-83 30A	IS 210 FG200
3	Worm Wheel	Ductile Iron	ASTM A70-50 05	SGI 500/7
4	Input Shaft	Carbon Steel	ASTM A576 1045	45C8
5	Worm	Carbon Steel	ASTM A576 1045	45C8
6	Spur Housing	Cast Iron	ASTM A48-83 30A	IS 210 FG200
7	Spur Cover	Cast Iron	ASTM A48-83 30A	IS 210 FG200
8	Spur Pinion	Carbon Steel	ASTM A322 4140	40Cr4Mo3
9	Spur Gear	Carbon Steel	ASTM A322 4140	40Cr4Mo3
10	Thrust Bearing	Special Steel	ASTM A295 52100	-
11	Eccentric Bush	Ductile Iron	ASTM A65-45 12	SGI 400/12
12	Handwheel (Pipe)	Carbon Steel	ASTM A53	IS 2062 Gr B
13	'O' Ring	Buna n	-	Nitrile

Model	Rated Output Torque (lb-in)	Mech. Advant. ±10%	Ratio	Turns To Close	Valve Mounting ISO 5211	Max. Drive Bore	Approx. Unit Weight (lbs)	Actuator Mtg. Flange ISO 5211	Reco. Hand-wheel (inch)	Gear Operator Dimensions									
										A	B	C	D	E	F	G	H	I	Ød
MOR 0.5	2212.69	9	38:1	9.5	F05, F07	0.98	11.02	F05, F07	Ø6.89	3.27	4.76	3.86	4.96	1.57	3.86	1.12	0.20	1.89	0.47
MOR 1	5752.98	9	38:1	9.5	F07, F10, F12	1.18	19.84	F07, F10, F12	Ø9.84	4.45	6.89	5.75	6.50	2.28	5.75	1.59	0.18	2.97	0.55
MOR 1.5	8850.75	14.5	60:1	15	F10, F12	1.57	37.48	F10, F12,	Ø13.78	5.75	8.23	5.51	5.67	2.01	7.01	2.01	0.24	3.43	0.59
MOR 2	13276.12	17	70:1	17.5	F10, F12, F14	1.97	55.12	F10, F12, F14, F16	Ø15.75	5.91	8.82	5.94	9.06	2.64	8.23	1.73	0.12	3.58	0.63
MOR 2.5	22126.86	17	80:1	20	F12, F14, F16	2.36	68.34	F12, F14, F16	Ø19.69	6.40	11.14	8.46	9.33	3.19	10.87	2.26	0.35	4.21	0.79
MOR 3.5	30977.61	22	90:1	22.5	F16, F25	3.15	132.28	F16 F25	Ø19.69	7.28 7.60	14.49 14.88	10.63	10.43	3.94	13.46	2.72	0.24	4.96	0.79
MOR 5	44253.73	50	264:1	66	F16, F25	3.15	154.32	F16 F25	Ø23.62	7.28 7.60	14.49 14.92	10.51	12.80	3.94	13.46	2.72	0.39	5.35	0.79
MOR 7.5	66380.59	70	348:1	87	F25, F30	3.94	231.49	F25, F30	Ø23.62	8.94	17.99	12.32	13.70	3.94	15.75	3.01	0.39	6.85	0.79
MOR 10	88507.46	85	405:1	101.25	F25, F30	3.94	275.58	F25, F30	Ø29.53	8.94	17.99	12.32	17.13	3.94	15.75	3.01	0.39	6.85	0.79
MOR 15	132761.19	95	460:1	115	F25, F30	4.33	396.83	F25, F30	Ø29.53	9.25	20.65	13.03	17.48	5.22	19.21	3.46	0.39	8.19	0.79
MOR 35	309776.10	260	1282:1	320.5	F25, F30, F35	6.30	698.87	F30, F35	Ø29.53	14.25	23.41	17.36	20.94	5.75	21.61	4.69	0.47	12.99	0.79

World Area Configuration Centers (WACC) offer sales support, service, inventory and commissioning to our global customers.

Contact us at gears@emerson.com

19200 Northwest Freeway
Houston TX 77065
USA
T +1 281 477 4100
F +1 281 477 2809

©2019 Emerson. All rights reserved.

The Emerson logo is a trademark and service mark of Emerson Electric Co. Emerson reserves the right to amend and change specifications without prior notice.