

Integrated Pressure Management Solutions for Ethylene Plants



FISHER™

Emerson offers a broad portfolio of robust and reliable pressure control solutions for a wide range of applications in Ethylene plants.



Minimize Unplanned Shutdowns

Emerson's broad portfolio includes reliable pressure control solutions that provide the performance required to minimize unplanned shutdowns of critical equipment.



Optimize Tank Pressure Control

Emerson provides a complete range of integrated tank pressure management solutions designed to reduce emissions, minimize product loss, lower blanketing costs and protect product integrity.



Monitor Process with Wireless Technology

Emerson's wireless monitoring solutions provide the insights required to detect pressure management issues, improve plant safety and reduce costs.



Reduce Furnace Control Complexity

Emerson offers reliable fuel gas pressure control solutions for furnaces. Our portfolio includes options for the API 556 minimum fire regulator which can reduce the complexity of burner management systems and minimize operator involvement during start-up.

















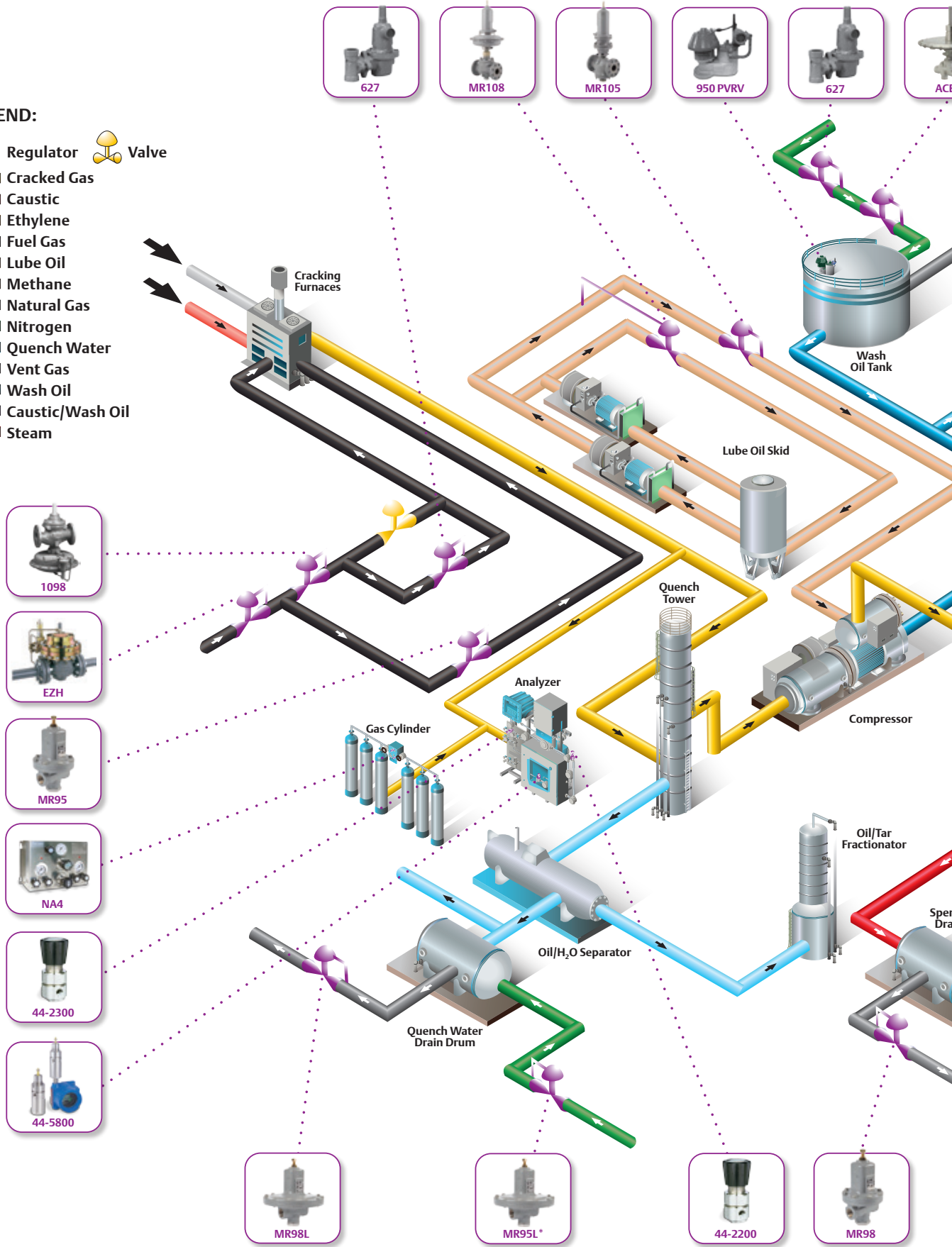
EMERSON™

EMERSON. CONSIDER IT SOLVED.™

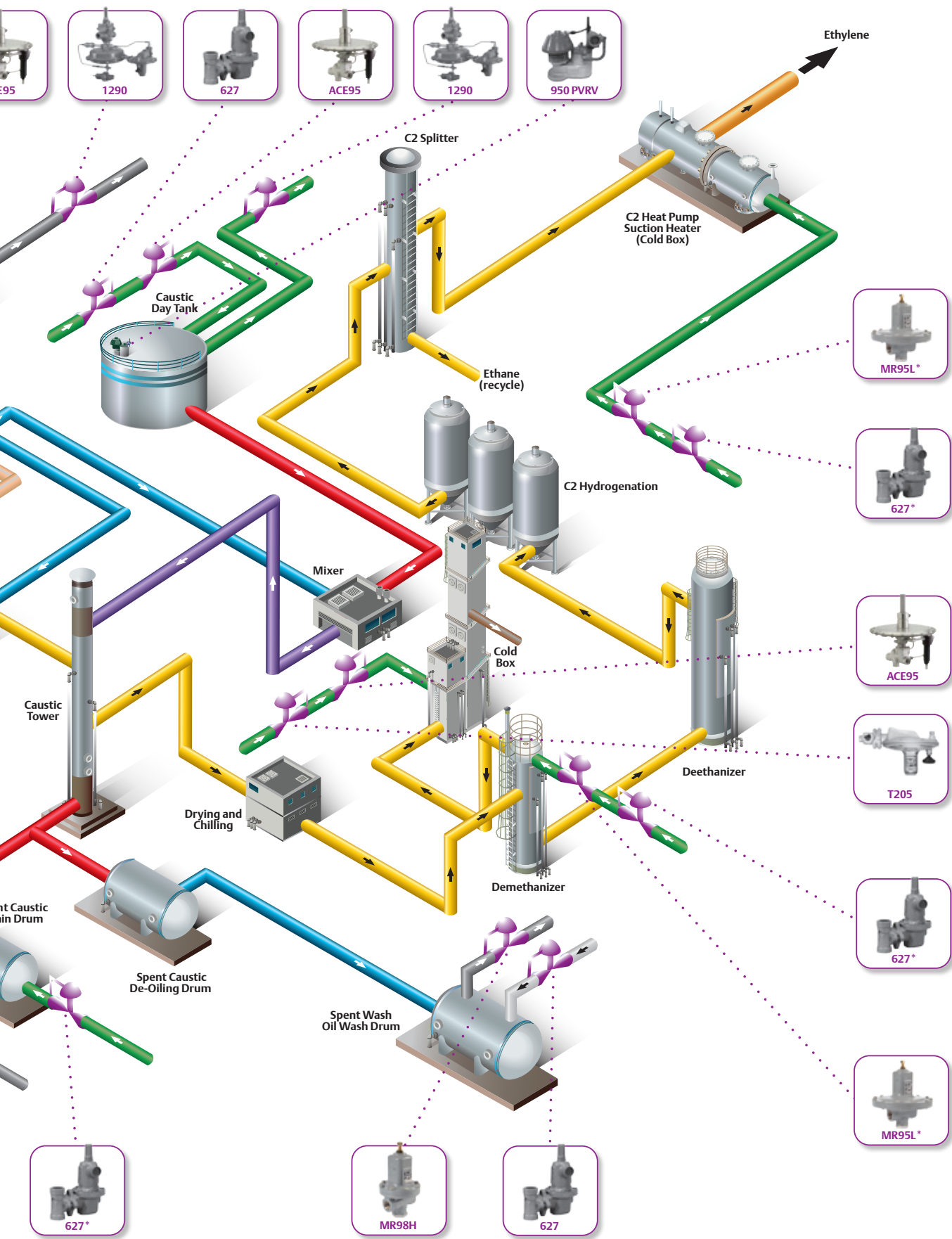
Pressure Control Solutions for Ethylene Production

LEGEND:

-  Regulator
-  Valve
-  Cracked Gas
-  Caustic
-  Ethylene
-  Fuel Gas
-  Lube Oil
-  Methane
-  Natural Gas
-  Nitrogen
-  Quench Water
-  Wash Oil
-  Caustic/Wash Oil
-  Steam



*T205 or ACE95 can be used for applications that require lower pressure.



Broad Portfolio. Robust Control. Reliable Operation.

Direct-Operated Regulators



Fisher™ 627 Series

- Direct-operated regulator for air or gas applications
- Available in 3/4, 1 or 2 in. body sizes
- NPT, CL150 RF, CL300 RF and CL600 RF end connections
- Internal relief valve for overpressure protection
- Optional relief operation indicator
- Wide range of sizes for various flow requirements



Fisher MR95 Series

- Direct-operated multi-purpose regulator
- Available in 1/4, 1/2, 3/4, 1, 1-1/2 and 2 in. body sizes
- NPT, SWE, CL150 RF, CL300 RF and CL600 RF end connections
- Trim options available for a wide range of applications
- Differential pressure control option available
- High inlet pressure rating of 1000 psig
- External control line option available



Fisher T205 Series

- Direct-operated regulator for low-pressure applications that require fast speed of response
- Available in 3/4 or 1 in. body size
- NPT, CL150 RF and CL300 RF end connections
- Easy conversion between constructions for external and internal pressure control as well as P1 equals P2 capability
- Large sensing area and an internal lever design for precise control



TESCOM™ 44-5800 Series

- Electrically or Steam heated vaporizing regulator used in analyzers and sampling systems
- Superior heat transfer technology - high tolerance to voltage spikes and ambient temperatures
- 4-20 mA analog output for remote temperature monitoring and data acquisition
- CSA, ATEX and IECEx certification to T3 (200°C) rating, NACE MR0175/ISO 15156

Pilot-Operated Regulators



Fisher Type ACE95

- Pilot-operated regulator for accurate low-pressure control
- Available in 3/4, 1 and 2 in. body sizes
- NPT, CL150 RF, CL300 RF and sanitary end connections
- Rolling diaphragm design balances the pilot and allows for stable and precise low-pressure control
- Angled or in-line body available



Fisher Type 1290

- Pilot-operated vapor recovery regulator that controls blanketing gas pressure
- Available from 1 to 12 x 6 in. body sizes
- NPT, SWE, BWE, CL125 FF, CL150 RF, CL250 RF, CL300 RF and CL600 RF end connections
- Designed for easy top entry in-line maintenance
- Standard plug travel indicator
- High accuracy design with total proportional band of 0.25 in. w.c. / 0.62 mbar or less at lower set pressures



Fisher Type 1098

- Pilot-operated regulator for economical and accurate control
- Available from 1 to 12 x 6 in. body sizes
- NPT, SWE, BWE, CL125 FF, CL150 RF, CL250 RF, CL300 RF and CL600 RF end connections
- Designed for easy top entry in-line maintenance
- Optional noise abatement trim allows up to 30dBA noise reduction
- Optional wireless position indicator for remote monitoring



Fisher EZH Series

- Pilot-operated regulator for precise high-pressure control
- Available in 1 to 4 in. body sizes
- NPT, SWE, BWE, CL150 RF, CL300 RF and CL600 RF end connections
- High turndown provides superior pressure control for systems with large downstream flow demand variation
- Two-path control system minimizes bleed to atmosphere
- Slamshut option to discontinue gas service during overpressure or underpressure conditions

Emerson Automation Solutions

Americas

T +1 800 558 5853
T +1 972 548 3574

Europe

T +39 051 419 0611

Asia Pacific

T +65 6777 8211

Middle East / Africa

T +971 4811 8100

✉ webadmin.regulators@emerson.com

🌐 Emerson.com

📘 Facebook.com/EmersonAutomationSolutions

🌐 LinkedIn.com/company/emerson-automation-solutions

🐦 Twitter.com/emr_automation