

ASCA numatics	INSTALLATION AND MAINTENANCE INSTRUCTIONS	GB
	INSTRUCTIONS D'INSTALLATION ET DE MAINTENANCE	FR
	INBETRIEBNAHME - UND WARTUNGSANLEITUNG	DE
	INSTRUCCIONES DE PUESTA EN MARCHA Y MANTENIMIENTO	ES
	ISTRUZIONI DI MESSA IN SERVIZIO E MANUTENZIONE	IT
	ALGEMENE INSTALLATIE- EN ONDERHOUDSINSTRUCTIES	NL
	INSTALLASJONS- OG VEDLIKEHOLDSINSTRUKSER	NO
	INSTALLATIONS- OCH UNDERHÅLLSINSTRUKTIONER	SE
	ASENNUS - JA HUOLTO-OHJEET	FI
	INSTALLATIONS - OG VEDLIGEHOIDSANVISNINGER	DK
	INSTRUÇÕES DE INSTALAÇÃO E MANUTENÇÃO	PT
	ΟΔΗΓΙΕΣ ΤΟΠΟΘΕΤΗΣΗΣ ΚΑΙ ΣΥΝΤΗΡΗΣΗΣ	GR
	POKRYNY PRO INSTALACI A ÚDRŽBU	CZ
INSTRUKCJA MONTAŻU I KONSERWACJI	PL	
TELEPÍTÉSI ÉS KARBANTARTÁSI ÚTMUTATÓ	HU	
Инструкция по установке и обслуживанию	RU	

ISO 15552 cylinders

453



454



450



522807-001 / B
Availability, design and specifications are subject to change without notice. All rights reserved.



Temperatures

453
454
450

STORAGE CONDITIONS



(-40°C)



≤ +70°C

(+120°C = "HTP")




humidity relative

≤ 95%



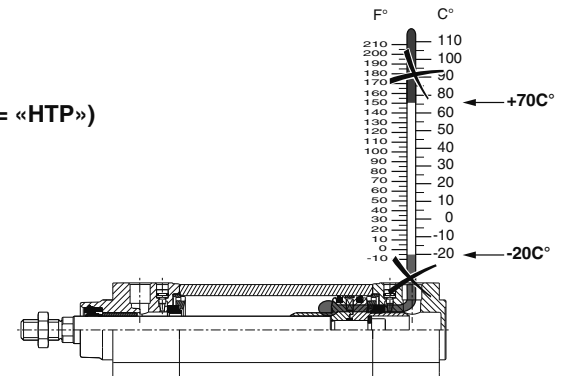
OPERATING CONDITIONS



+70°C
(+120°C = «HTP»)



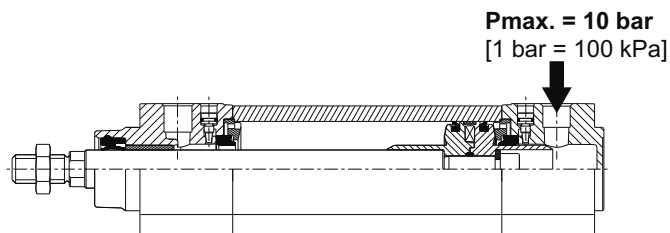
-20°C



Characteristics

453
454
450

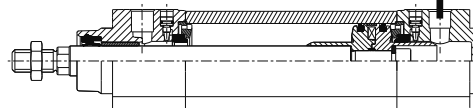
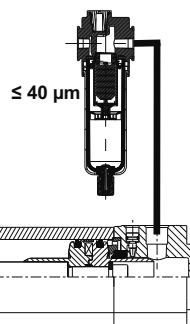
OPERATING PRESSURE



ISO 8573-1 (2010)]: Level 7.4.4



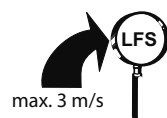
AIR
NEUTRAL GASES



AIR QUALITY

LIFE CYCLE

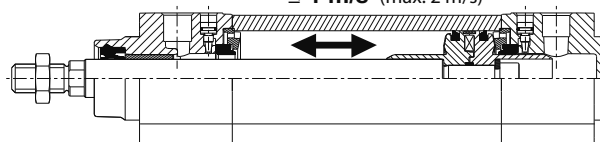
LFS
453
450
454



max. 3 m/s

Long Life

$\leq 1 \text{ m/s}$ (max. 2 m/s)



LUBRICATING OIL

Non-detergent oil without aggressive additives ✓

VG 32 class (ISO 3448) ✓

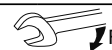
Viscosity 29 to 35 cSt (mm^2/s) at 40°C ✓

Silicone-base lubricants ✗



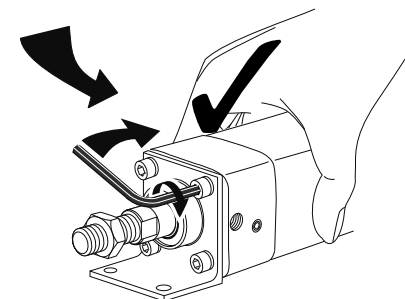
Characteristics


453
454
450



Ø (mm)	N.m	Inch.pounds
32 - 40	7	31,74
50 - 63	13,5	119,07
80 - 100	27,5	242,55
125	60	529,2
160 - 200	100	882
250 - 320	300	2646

MOUNTINGS



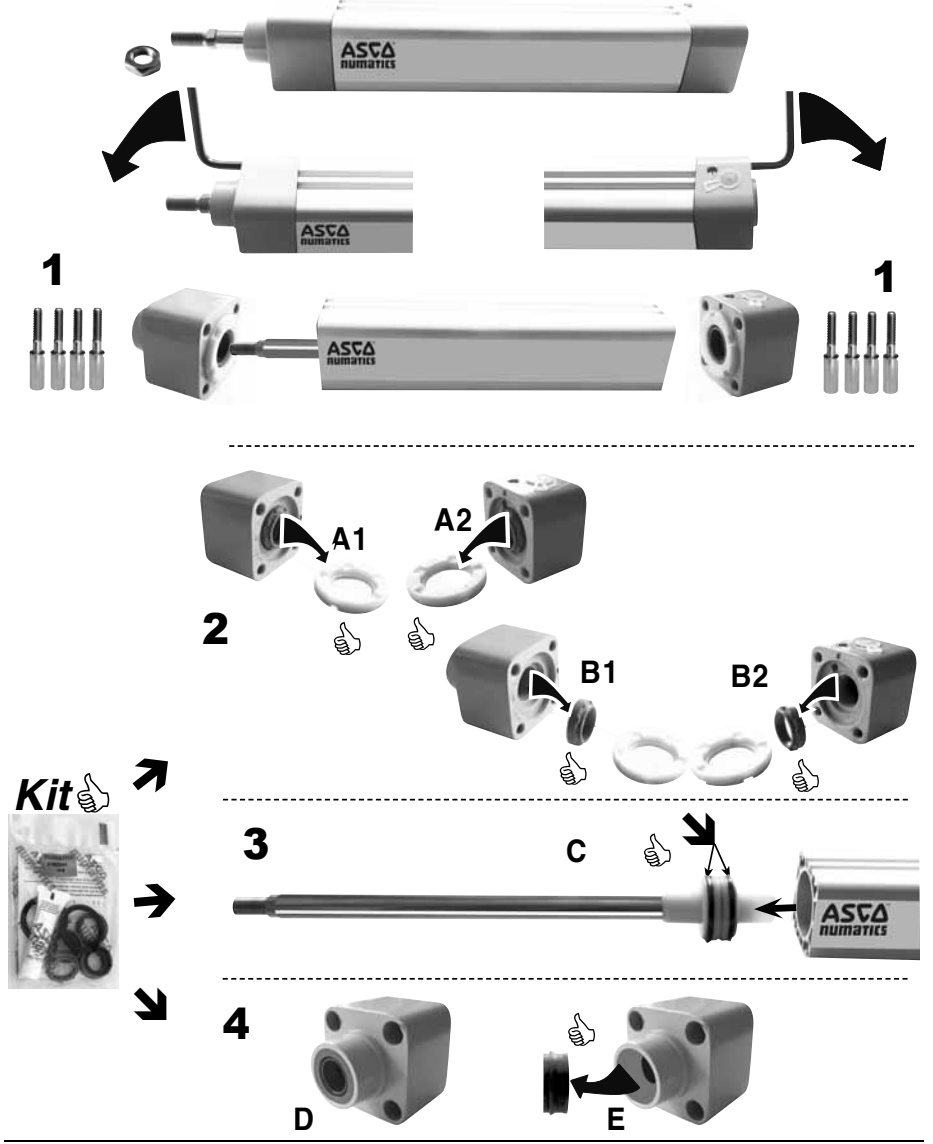
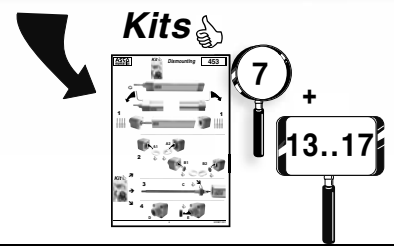


- 453-----A00
 - 453-----MT4
 - 453-----MS4
 - 453-----UCG
 - 453-----HCG
 - 453-----HBG
 - 453-----AT1
 - 453-----AT2
 - 453-----SCN
 - 453-----NCS
- | | | | | | |
|--------------|--------------|--------------|--------------|--------------|------------|
| -453-----HTP | -453-----FPM | -453-----FFP | -453-----NPC | -453-----LFS | -453-----6 |
|--------------|--------------|--------------|--------------|--------------|------------|

Ø (mm)									
32	97802343	97802736 ⁽²⁾	97802229	97802238	97802247	M454A3RA0000A00	97802060	-
40	97802344	97802737 ⁽²⁾	97802230	97802239	97802248	M454A4RA0000A00	97802061	-
50	97802345	97802738 ⁽²⁾	97802231	97802240	97802249	M454A5RA0000A00	97802062	-
63	97802346	97802739 ⁽²⁾	97802232	97802241	97802249	M454A5RA0000A00	97802887 ⁽²⁾ 97802333
80	97802347	97802740 ⁽²⁾	97802233	97802242	97802250	M454A8RA0000A00	97802888 ⁽²⁾ 97802334
100	97802259	97802741 ⁽²⁾	97802234	97802243	97802250	M454A8RA0000A00	-	97802335

grease h (11 cm³) = 97802100

ROD
+
PISTON
UNIT ⁽²⁾ Specify stroke length (in mm).





454



-454-----A00/SCN/AT1/AT2/LSR/LSS

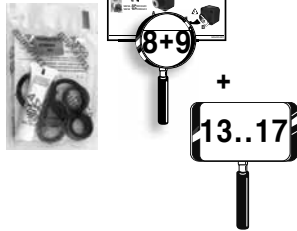
15-DIGIT PRODUCT CODE

M 454 A - - - 0000 A00
 Ø (mm) 3 = 32 4 = 40 5 = 50 6 = 63 8 = 80 1 = 100
 S R S R S R A A F F P P
 Kits

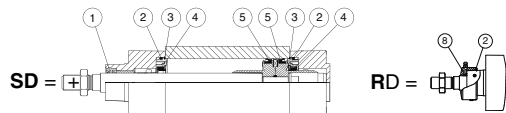
grease (11 cm³) = 97802100



32-40	P4994395723N001
50-63	P4994395735N001
80-100	P4994395748N001



Kits



Ø (mm)	
80	P4995026728N001
100	P4995025441N001
125 (Series 450)	P499502668PN001
160 (Series 450)	P499516338QN001
200 (Series 450)	P499516339RN001

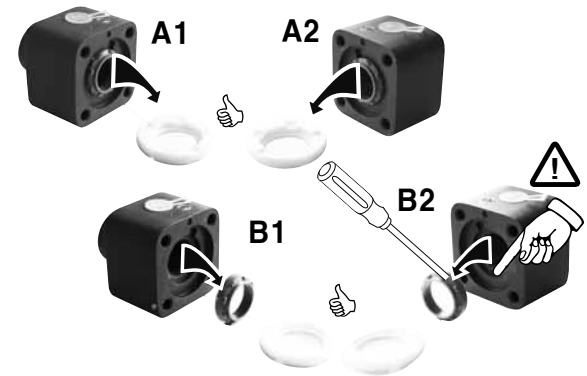


Dismounting

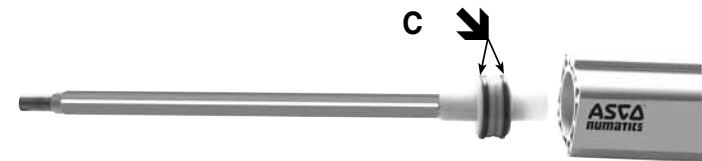
454



Kits



C



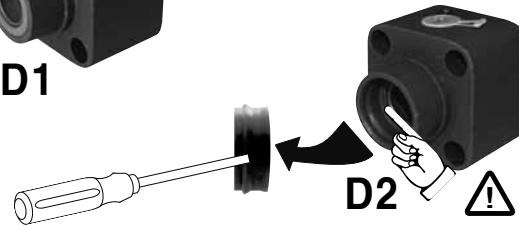
Kits



M454--SA0000A00
M454--RA0000A00



D1




Kits



M454--SF0000A00
M454--RF0000A00



A



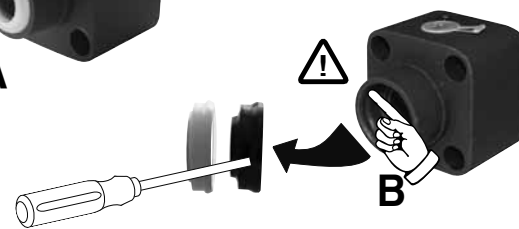
Kits



M454--SP0000A00
M454--RP0000A00



A



Kit



450

- 450-----A00
- 450-----FMT
- 450-----FST
- 450-----UCG
- 450-----HCG
- 450-----HBG
- 450-----AT1
- 450-----AT2
- 450-----NCS
- 450-----TAN

-450-----HTP

-450-----FPM

-450-----FFP

-450-----NPC

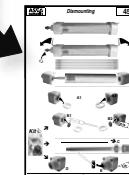
-450-----LFS

-450-----6

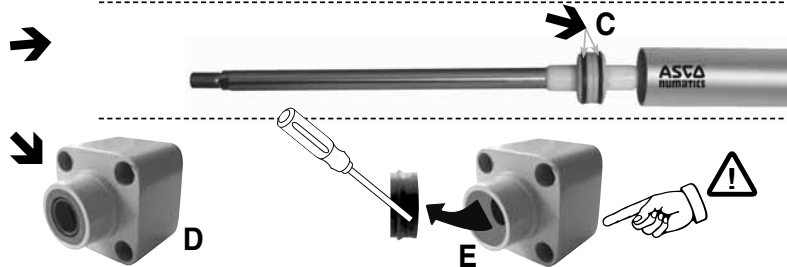
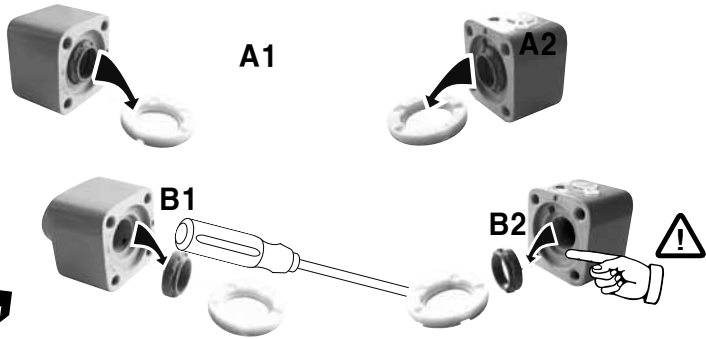
Ø (mm)	1+2+3+4 +						↓	↓	↓
32	97802343	97802736 ⁽²⁾	97802229	97802238	97802247	M454A3RA0000A00	97802060	-
40	97802344	97802737 ⁽²⁾	97802230	97802239	97802248	M454A4RA0000A00	97802061	-
50	97802345	97802738 ⁽²⁾	97802231	97802240	97802249	M454A5RA0000A00	97802062	-
63	97802346	97802739 ⁽²⁾	97802232	97802241	97802249	M454A5RA0000A00	97802887	97802333
80	97802347	97802740 ⁽²⁾	97802233	97802242	97802250	M454A8RA0000A00	97802888	97802334
100	97802259	97802741 ⁽²⁾	97802234	97802243	97802250	M454A8RA0000A00	-	97802335
125	97802260	97802742 ⁽²⁾	97802235	97802244	97802251	M400APRA0000A00	-	97802336
160	97802261	97802743 ⁽²⁾	97802236	97802245	97802252	M400AQRA0000A00	-	-
200	97802262	97802744 ⁽²⁾	97802237	97802246	97802252	M400AQRA0000A00	-	-

(11 cm³) = **97802100**

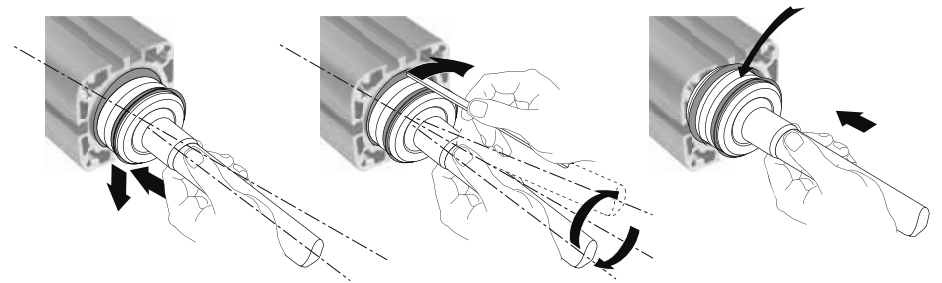
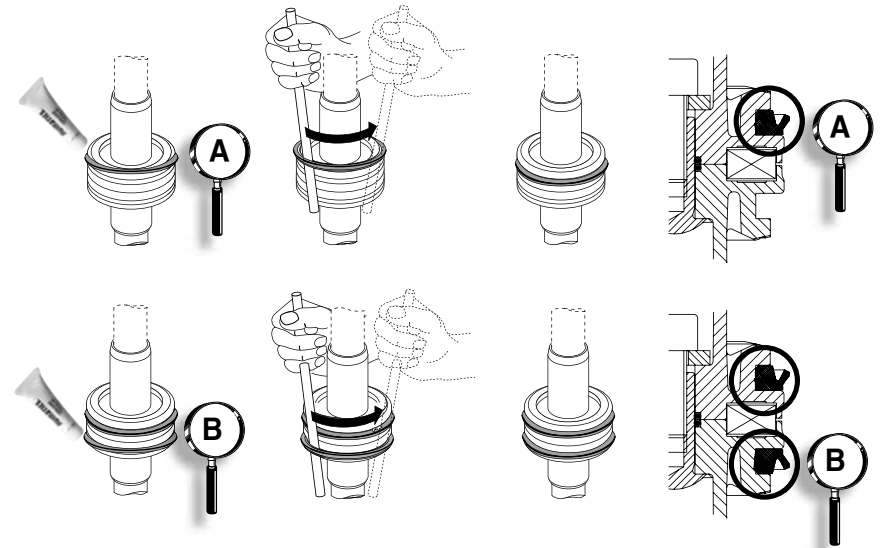
ROD
+
PISTON
UNIT ⁽²⁾ Specify stroke length (in mm).



12..17


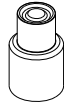
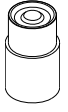
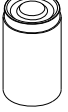




I




Reassembly 453-454-450


LFS (453-450) + 454

Kit 	mounting tools					 II
	Scraper	Ø32	Ø40	Ø50 Ø63	Ø80 Ø100	

453 + 450


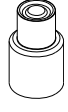
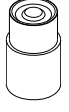
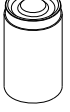




454



Reassembly 453-454-450


LFS (453-450) + 454

Kit 	mounting tools					 II
	Scraper	Ø32	Ø40	Ø50 Ø63	Ø80 Ø100	

453 + 450



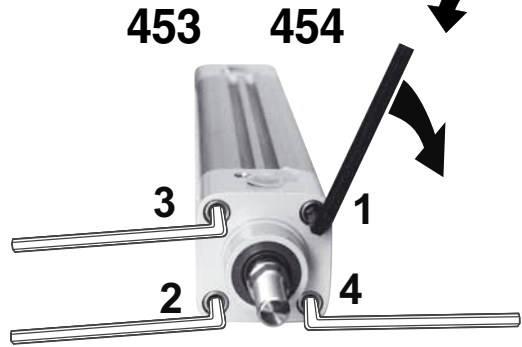
454



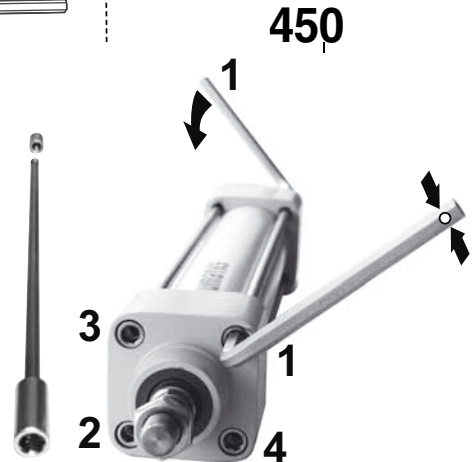


Reassembly 453-454-450

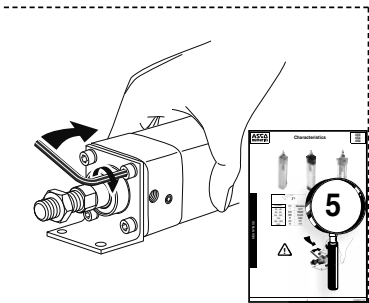
IV



453 - 454	F		
	Ø (mm)	N.m	Inch.pounds
	32 - 40	7	31,74
	50 - 63	13,5	119,07
80 - 100	27,5	242,55	



450	F			epoxy	
	Ø (mm)	N.m	Inch.pounds	N.m	Inch.pounds
	32	7	31.74	1,5	13.23
	40	7	31.74	3	26.46
50	13,5	119.07	4	35.28	
63	13,5	119.07	5	44.1	
80	27,5	242.55	8	70.56	
100	27,5	242.55			
125	60	529.2			
160 - 200	100	882			



Reassembly 453-454-450

V



