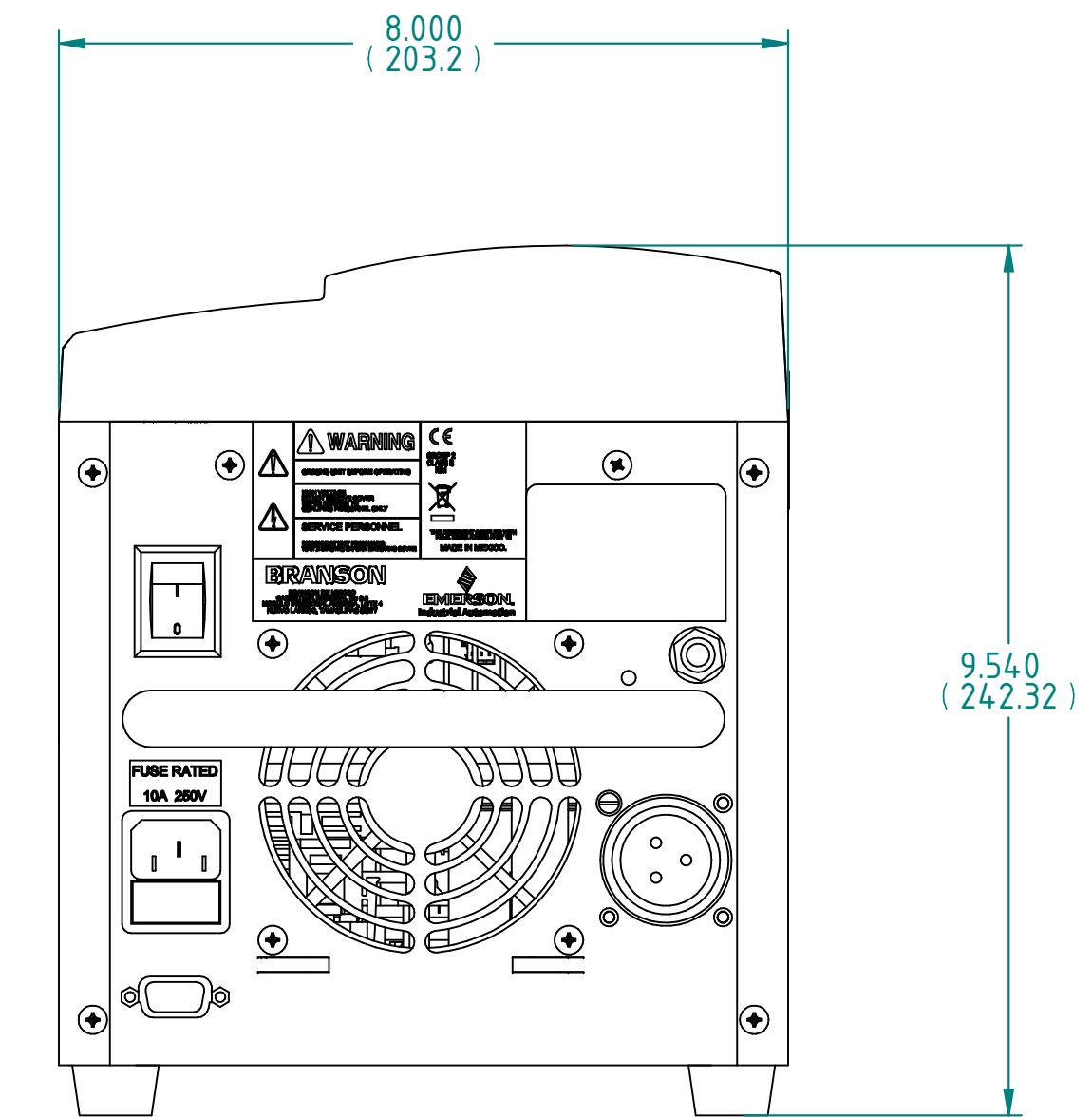
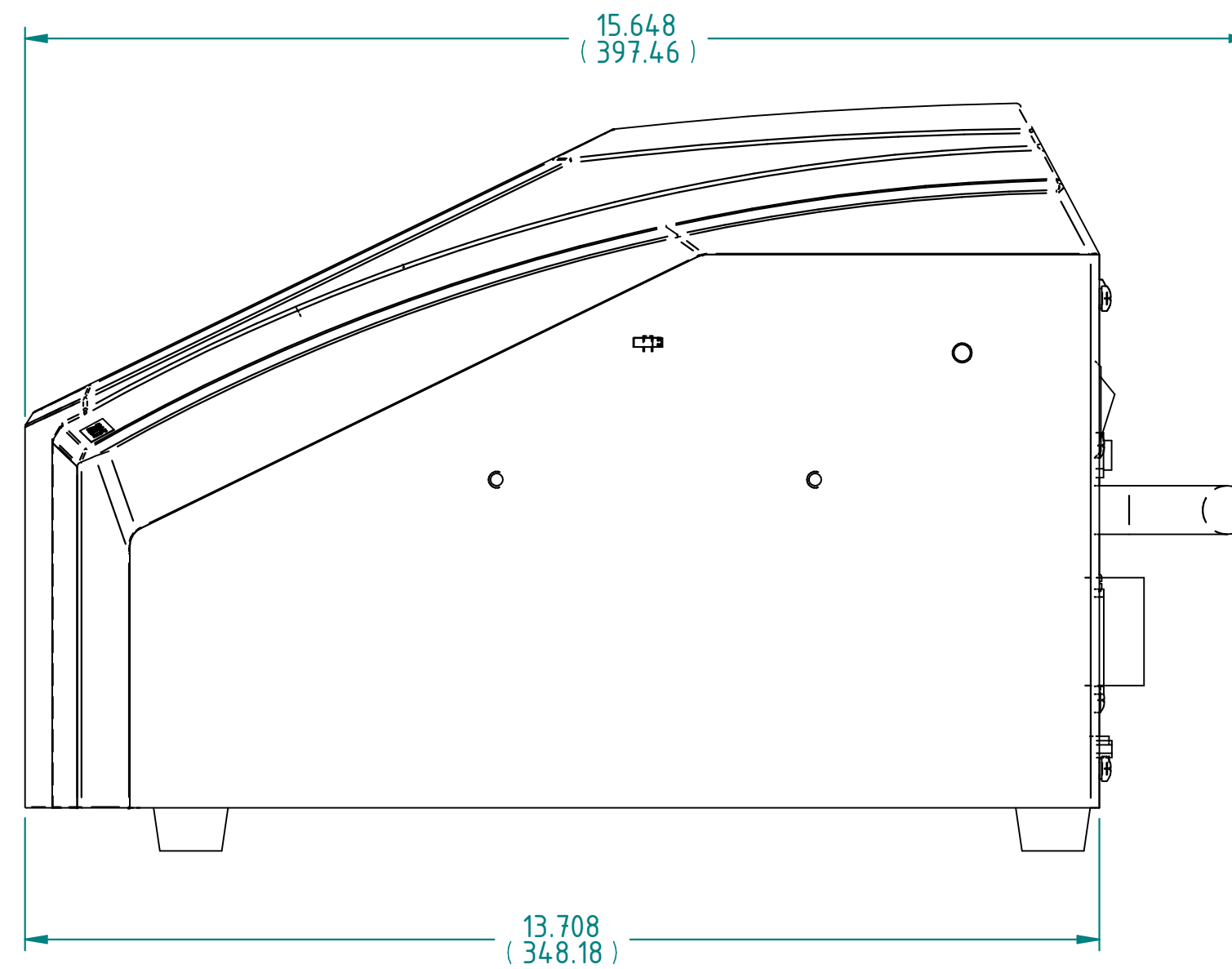
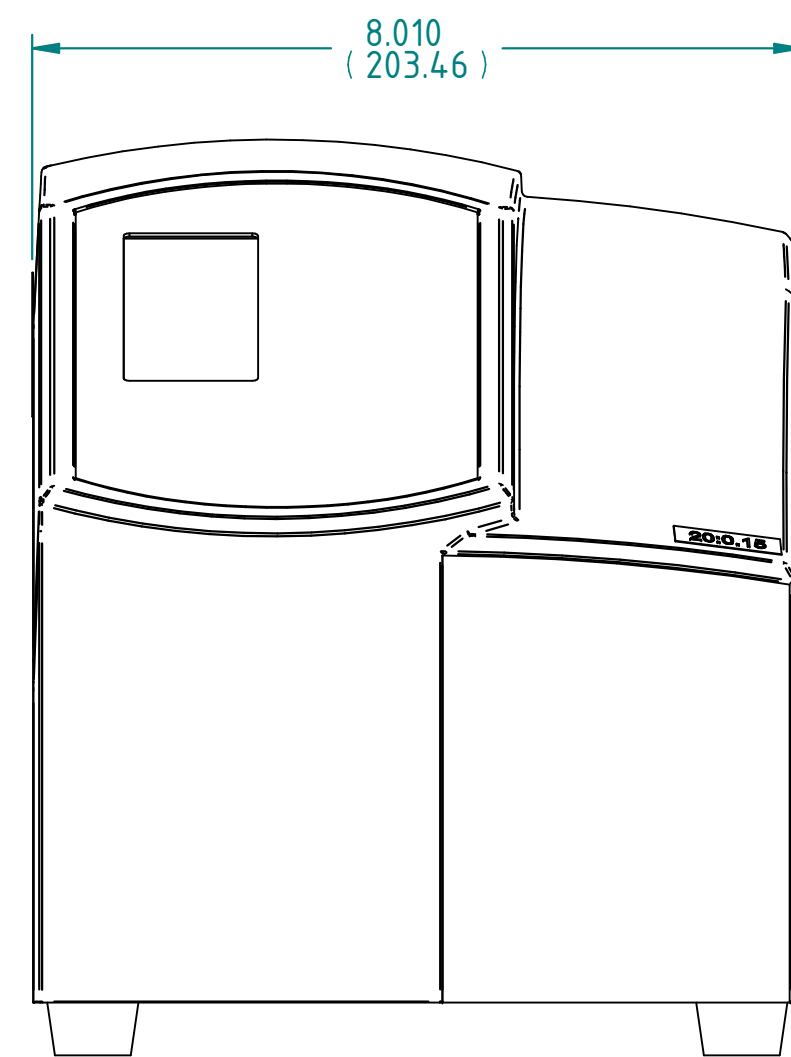
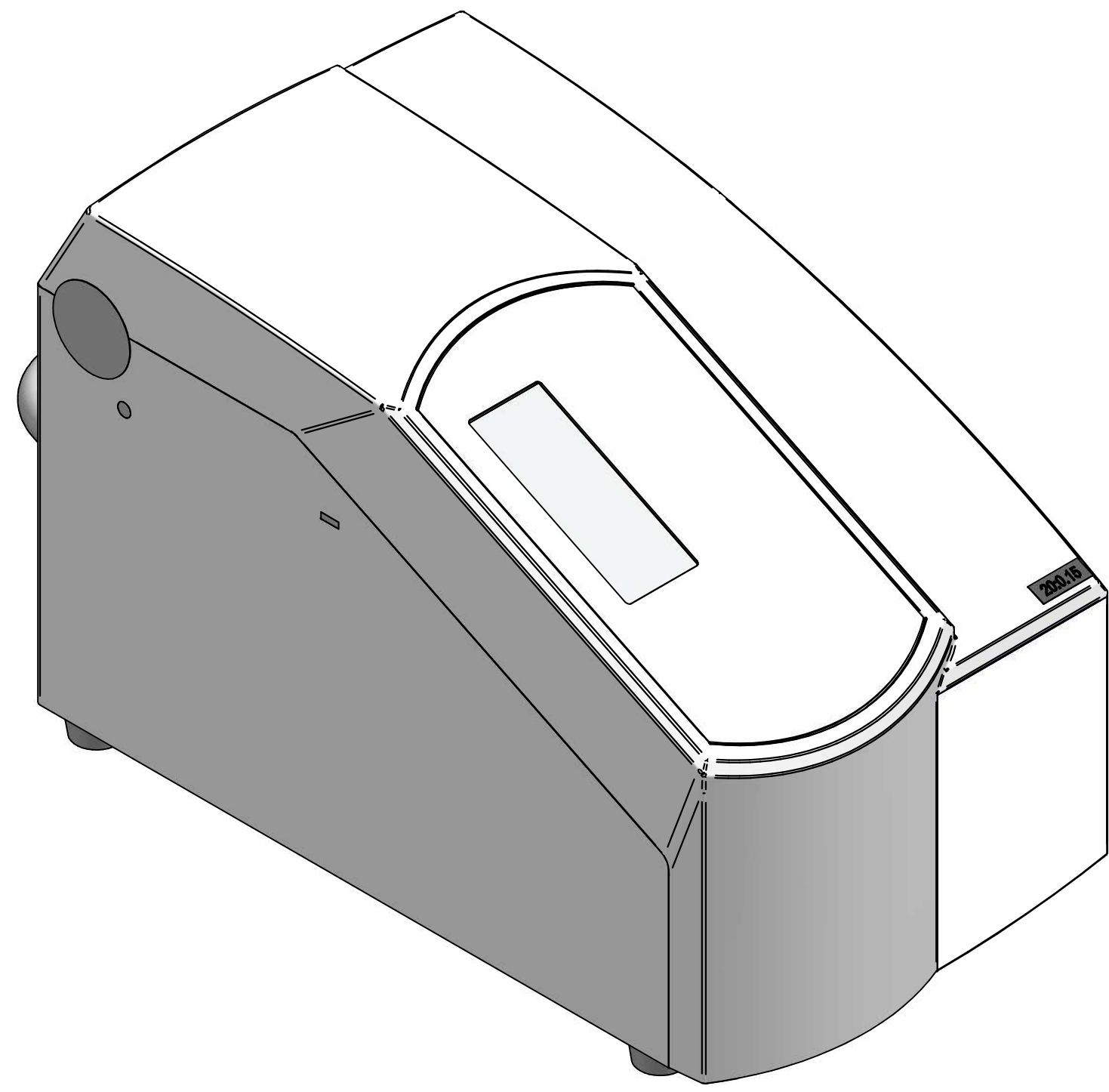


| REVISIONS | | | | | |
|-----------|-----|------------------------|----------|---------|---------|
| ZONE | REV | DESCRIPTION | DATE | ECN/ECO | APPR. |
| --- | 01 | UPDATE OUTLINE DRAWING | 8/20/13 | 0-2578 | JVL JFV |
| B4 | 02 | ADDED NOTE 2 | 02/19/16 | 21613 | DHM JVL |



- NOTES:
1. ALL DIMENSION ARE APPROXIMATE.
 2. HANDLE AVAILABLE FOR LPX MODELS ONLY.

| | | | | | | | | | | |
|---|---|--------------------------------|-------------------------------------|---|--------------------|--|--|-------|------|-----------------|
| <small>UNLESS OTHERWISE SPECIFIED DIMENSIONS ARE IN INCHES AND TOLERANCES ARE: 2 PLACE DECIMALS ±0.05 3 PLACE DECIMALS ±0.005 ANGLES ±1° FRACTIONS ±1/32 SURFACE FINISH</small> | <small>SECONDARY DIMENSIONS ARE PROVIDED FOR REFERENCE ONLY</small> | <small>INCHES (MM)</small> | <small>3RD ANGLE PROJECTION</small> | <small>This PROPRIETARY Document is property of Branson Ultrasonics Corp., Danbury, CT. It is confidential in nature, non-transferable, and issued with the clear understanding that it is not traced or copied without permission and is returnable upon demand. Article or material must comply with requirements stipulated by RoHS in its current version.</small> | MATERIAL: | | | | | |
| | | | | | N/A | | | TITLE | | |
| | | | | | Material Spec. N/A | | | NAME | DATE | OUTLINE SFX/LPX |
| | | | | | FINISH: | | | DRAWN | JVL | 11/23/12 |
| N/A | CHECKED | NLG | 11/23/12 | | | | | | | |
| | APPROVED | NLG | 11/23/12 | | | | | | | |
| Finish Spec. N/A | SCALE: 1:2 | SHEET 1 OF 1 | SIZE DWG NO. | REV | | | | | | |
| | | | D 931-132-1965 | 02 | | | | | | |

SOLID EDGE