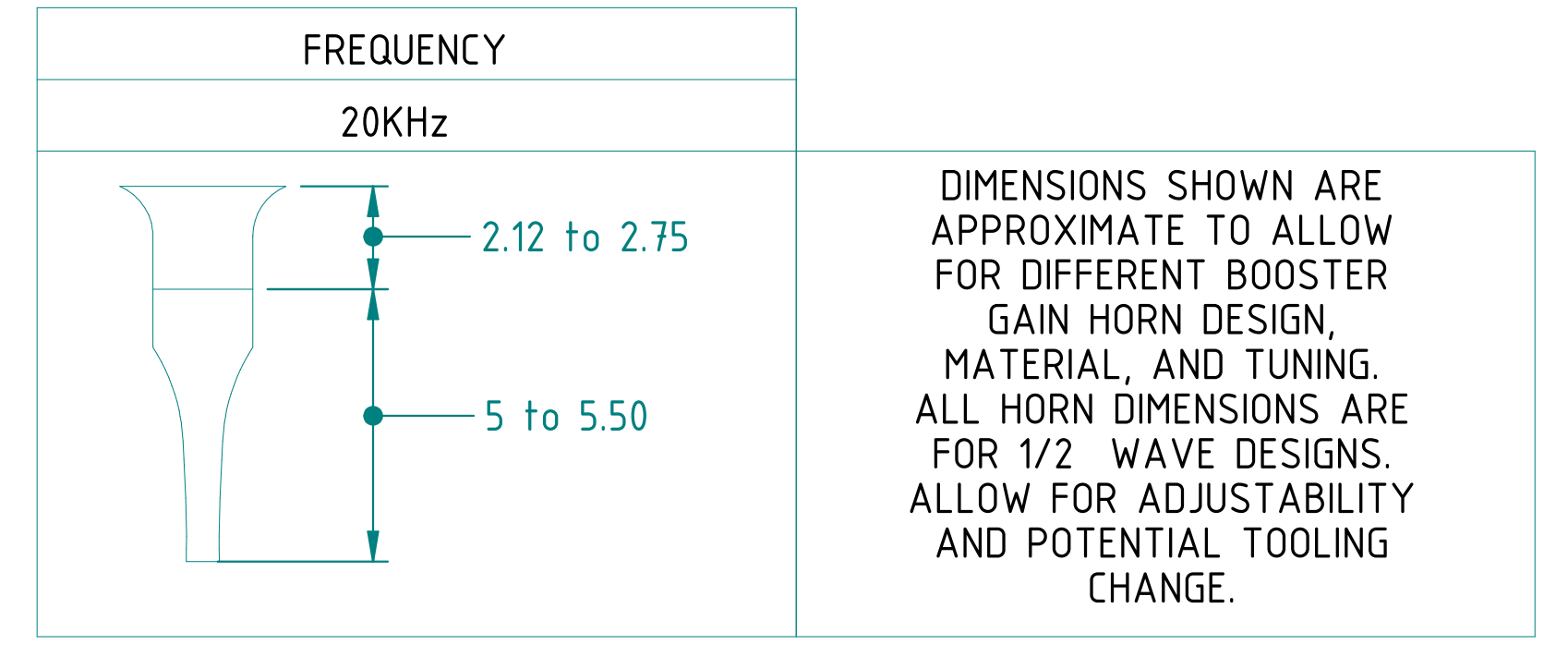
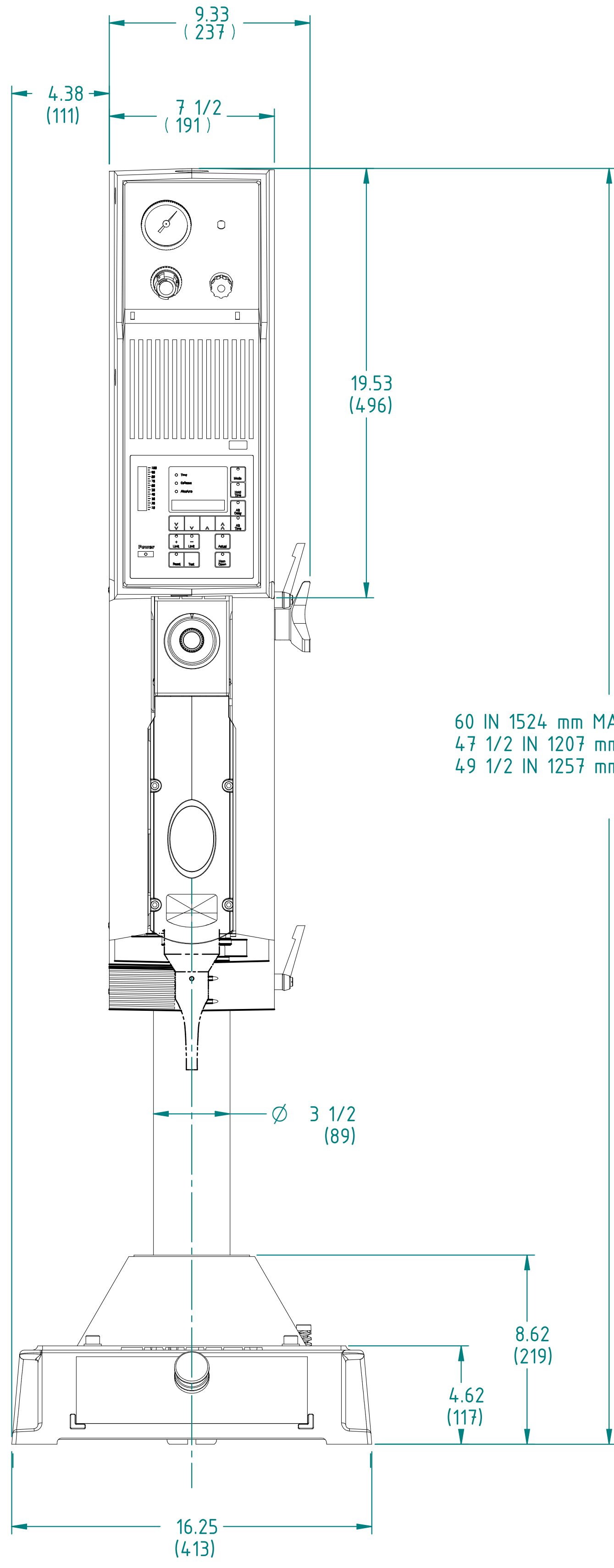
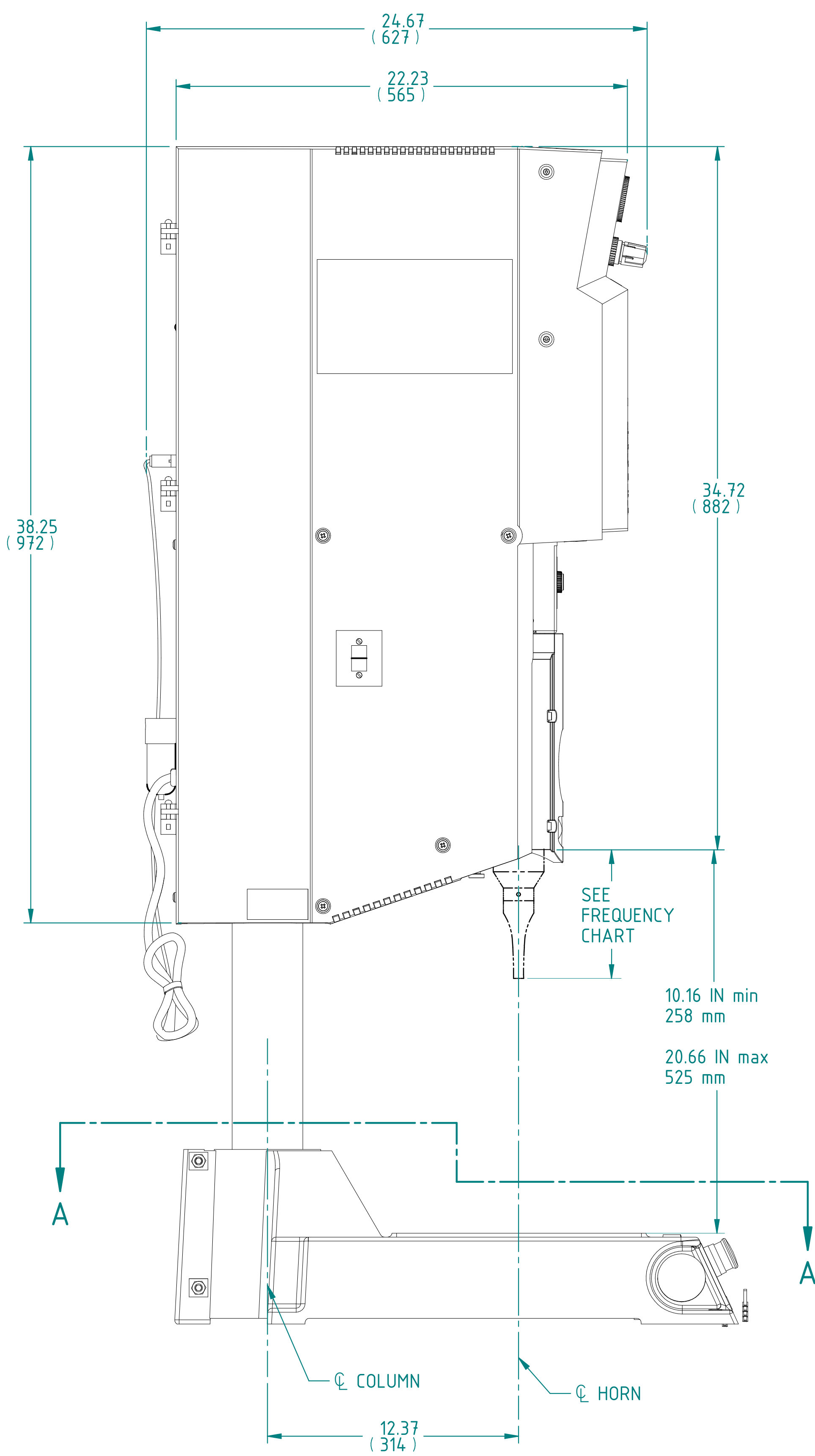
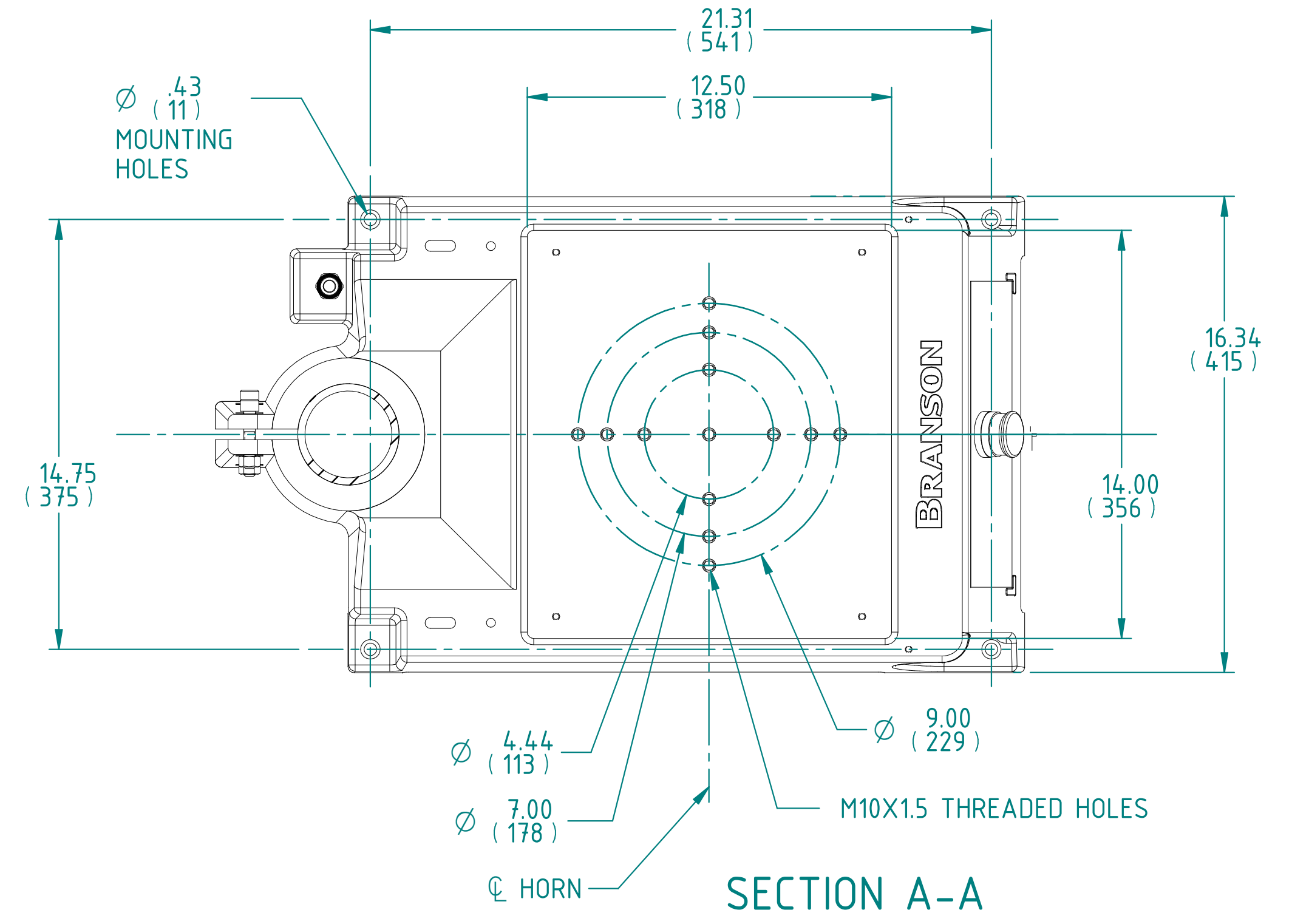


REVISIONS						
ZONE	REV	DESCRIPTION	DATE	ECN/ECO	DRAWN	APPR.
--	1	ADDED INT MECH STOP	7-9-90	11480		
--	2	REPLACED BASE WITH ERGO BASE; ADDED 29.0 736mm & 0 TO 13.54 DIMS & "900 IW" TO TITLE; AND PICTORIAL REVISIONS	11-6-01	16562	JRS	JEC
--	3	WAS "J" SIZE, ADDED 2000 SER., CHART AND SECTION A-A.	12/03/02	16727	JFBII	L.M.
--	4	ADDED PLUG HOLE	11-02-09	18406	JJF	ERS
--	05	REDRAWN IN SOLID EDGE; ADD ONE SHEET FOR HUB	5/30/14	20694	FZHAO	ERS
ALL	06	UPDATED PER IMPACT ANALYSIS.	6/20/18	22320	AAMG	JVL
ALL	07	LOGO WAS UPDATED PER IMPACT ANALYSIS OF 120-001-037.	11/23/18	101383	AAMG	JTO
---	08	UPDATED PER IMPACT ANALYSIS	1/8/19	22405	OZG	DHM
ALL	09	UPDATED PER IMPACT ANALYSIS	1/31/19	101593	OZG	JVL
ALL	10	UPDATED PER IMPACT ANALYSIS	8/30/23	104916	APG	HTR



HORN WIDTH AND LENGTH WILL VARY WITH EACH DESIGN

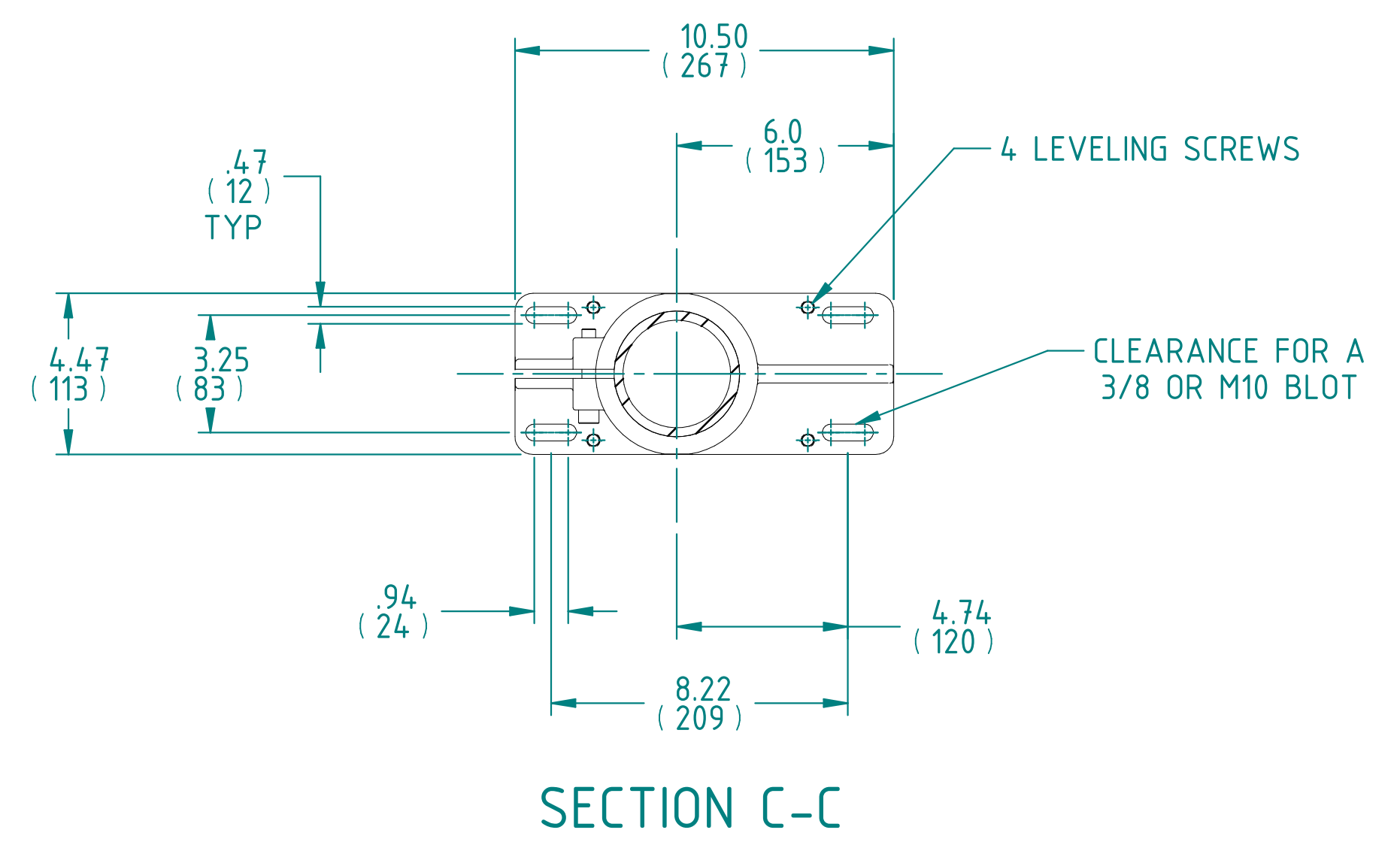
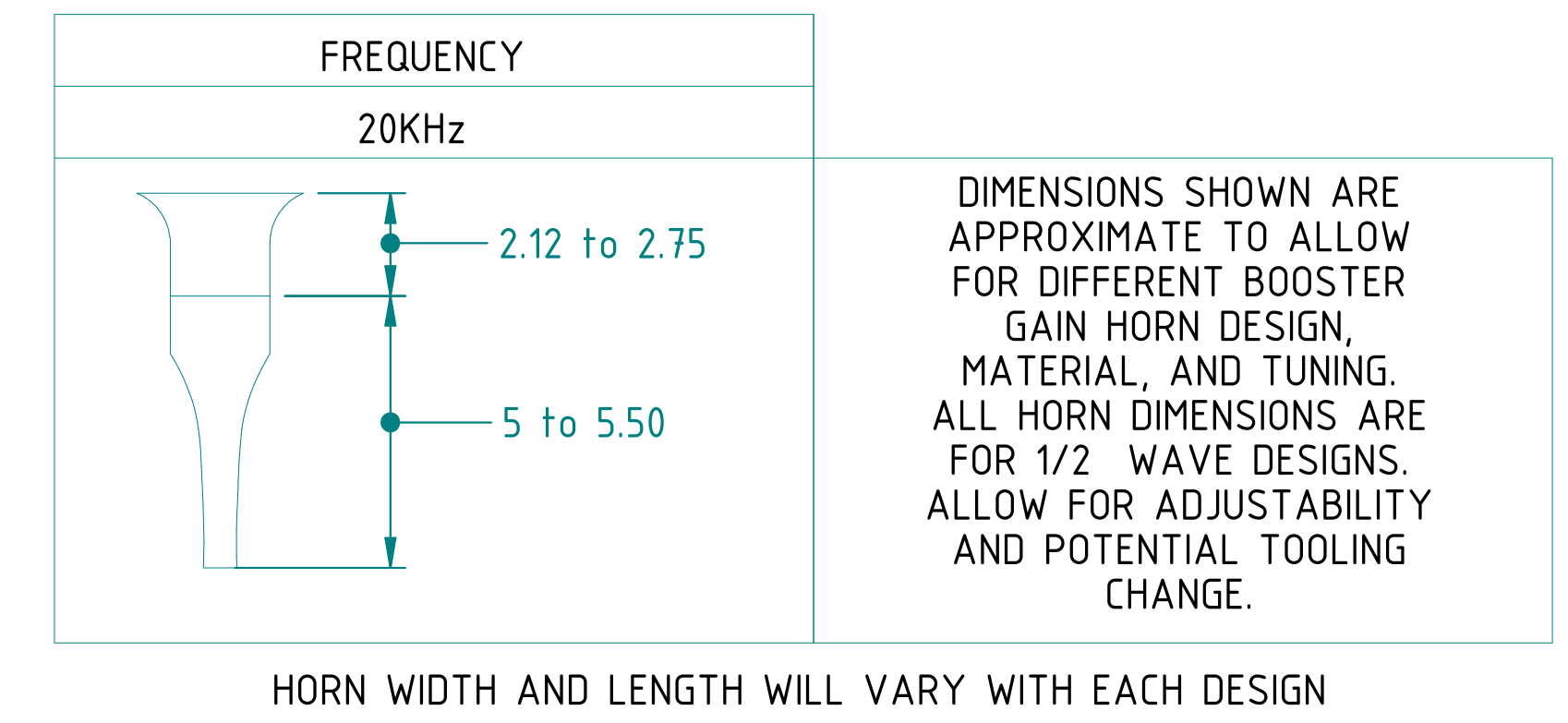
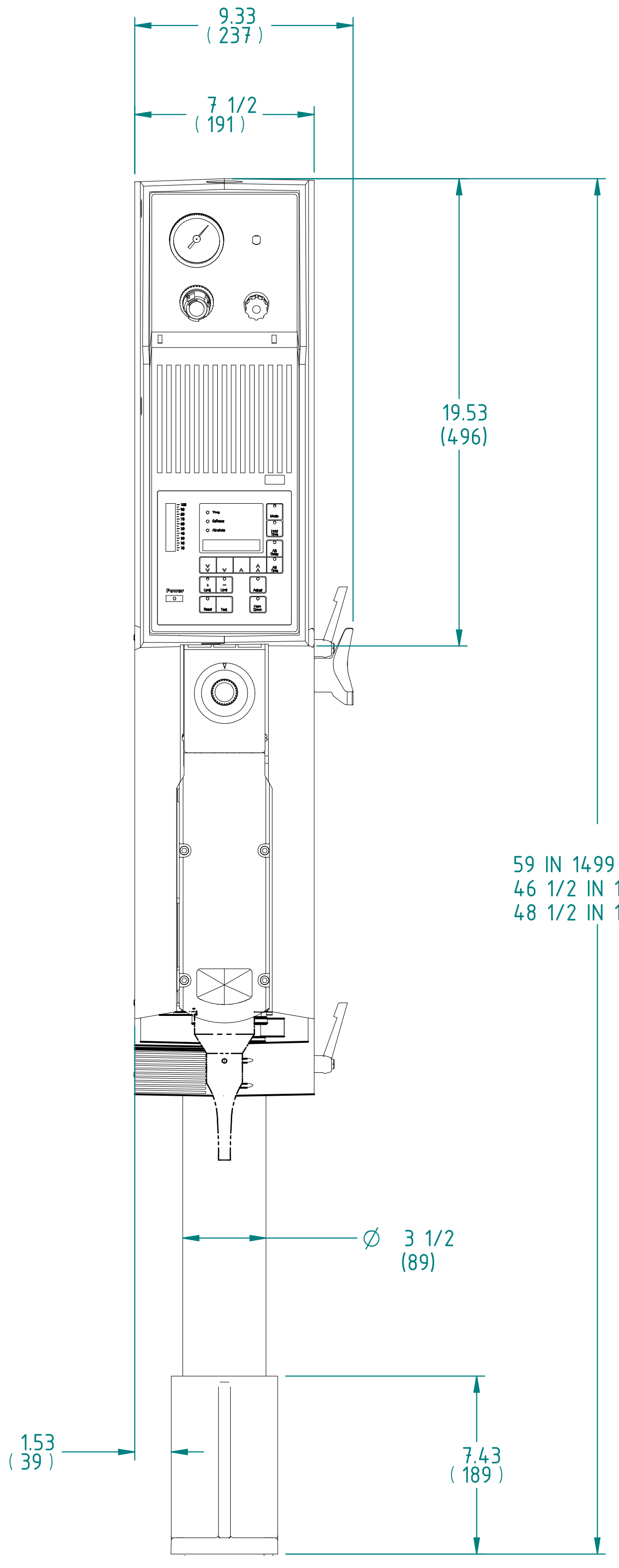
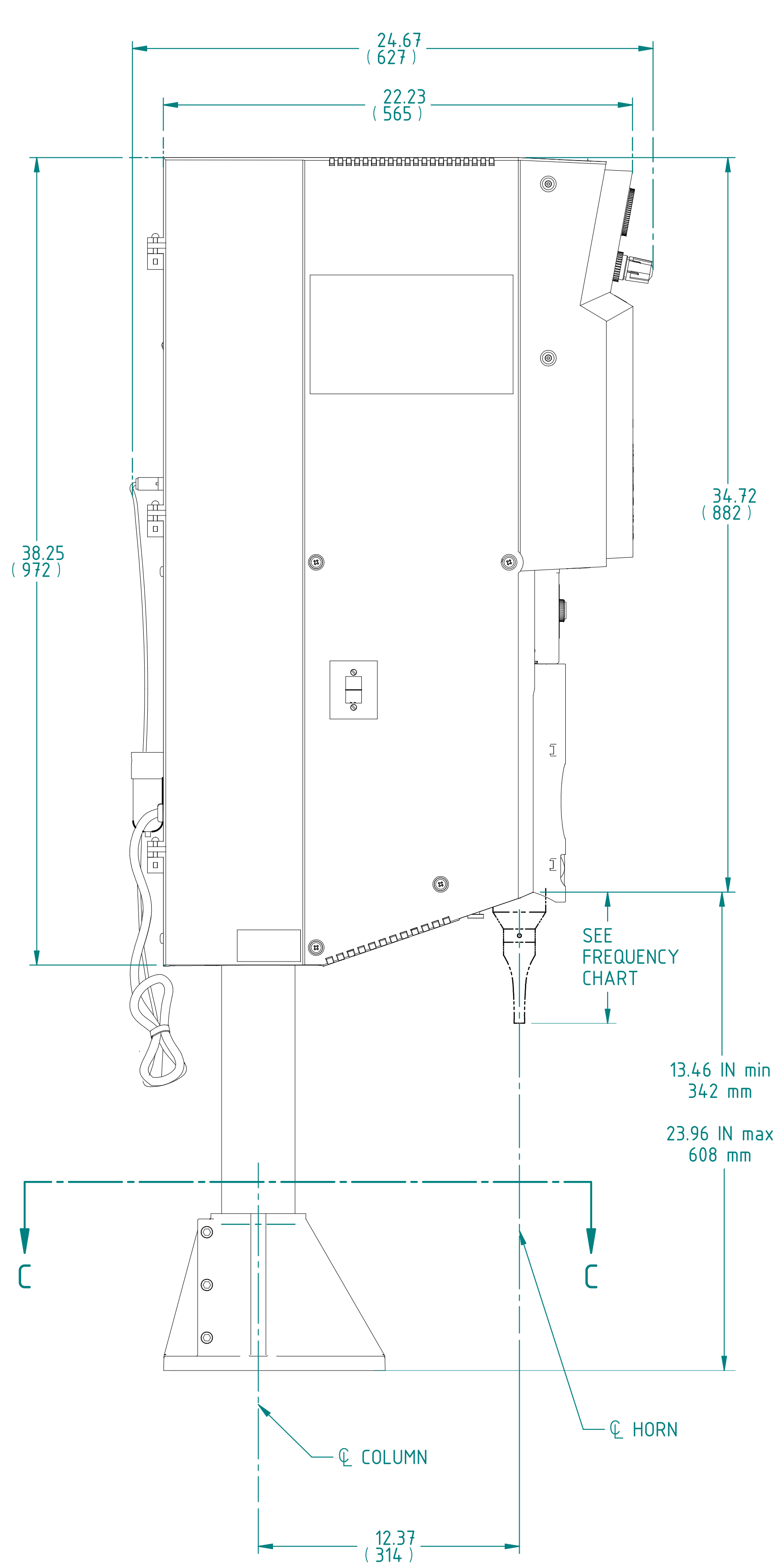
60 IN 1524 mm MAX.  
47 1/2 IN 1207 mm MIN. SHIPPING  
49 1/2 IN 1257 mm USABLE



<small>UNLESS OTHERWISE SPECIFIED: DIMENSIONS ARE IN INCHES AND TOLERANCES ARE: 2 PLACE DECIMALS ±.015 3 PLACE DECIMALS ±.005 4 PLACE DECIMALS ±.0005 ANGLES ±1° FRACTIONS 1/32 SURFACE FINISH GD &amp; T Standard ASME Y 14.5</small>	<small>This PROPRIETARY Document is property of Branson Ultrasonics Corp., Brookfield, CT. It is confidential in nature, non-transferable, and issued with the clear understanding that it is not traced or copied without permission and is returnable upon demand.</small>	MATERIAL:	N/A		<b>BRANSON</b> TITLE OUTLINE IW INTEGRATED WELDER						
		Material Spec. N/A				NAME	JRS	DATE	7/11/89		
		FINISH:	N/A			DRAWN	JRS	CHECKED	NLG	APPROVED	9/12/89
		Finish Spec. N/A				SCALE:	1:4	SHEET	1 OF 2	WEIGHT	0.000 lbm
<small>3RD ANGLE PROJECTION</small>	<small>Article or material must comply with requirements stipulated by RoHS in its current version.</small>					SIZE DWG NO <b>D</b> 931-162-071	REV <b>10</b>				

SOLID EDGE

REVISIONS					
ZONE	REV	DESCRIPTION	DATE	ECN/ECO	APPR.
--		INITIAL RELEASE SHEET 2	5/30/14	20694	FZHAO ERS



<small>UNLESS OTHERWISE SPECIFIED: DIMENSIONS ARE IN INCHES AND TOLERANCES ARE: 2 PLACE DECIMALS ±.015 3 PLACE DECIMALS ±.005 4 PLACE DECIMALS ±.0005 ANGLES ±1° FRACTIONS ±1/32° SURFACE FINISH: ✓ GD &amp; T Standard ASME Y 14.5</small>	<small>This PROPRIETARY Document is property of Branson Ultrasonics Corp., Brookfield, CT. It is confidential in nature, non-transferable, and issued with the clear understanding that it is not traced or copied without permission and is returnable upon demand.</small>	<small>MATERIAL: N/A</small>			<b>BRANSON</b>			
					<small>TITLE</small> <b>OUTLINE IW INTEGRATED WELDER</b>			
					<small>DRAWN</small> JRS	<small>DATE</small> 7/11/89	<small>AGENCY PART</small> NO	<small>3 Important</small>
					<small>CHECKED</small> NLG	<small>DATE</small> 9/12/89	<small>IP CLASSIFICATION</small> NO	<small>WEIGHT</small> 0.000 lbm
<small>APPROVED</small> NLG	<small>SHEET 2 OF 2</small>	<small>SCALE</small> 1:4	<small>SIZE DWG NO</small> <b>D</b>	<small>REV</small> <b>10</b>	<small>WEIGHT</small> 0.000 lbm			
<small>FINISH:</small> N/A	<small>FINISH SPEC:</small> N/A	<small>SCALE</small> 1:4	<small>SHEET 2 OF 2</small>	<small>SIZE DWG NO</small> <b>D</b>	<small>REV</small> <b>10</b>			

SOLID EDGE