

Smart gripper SGE

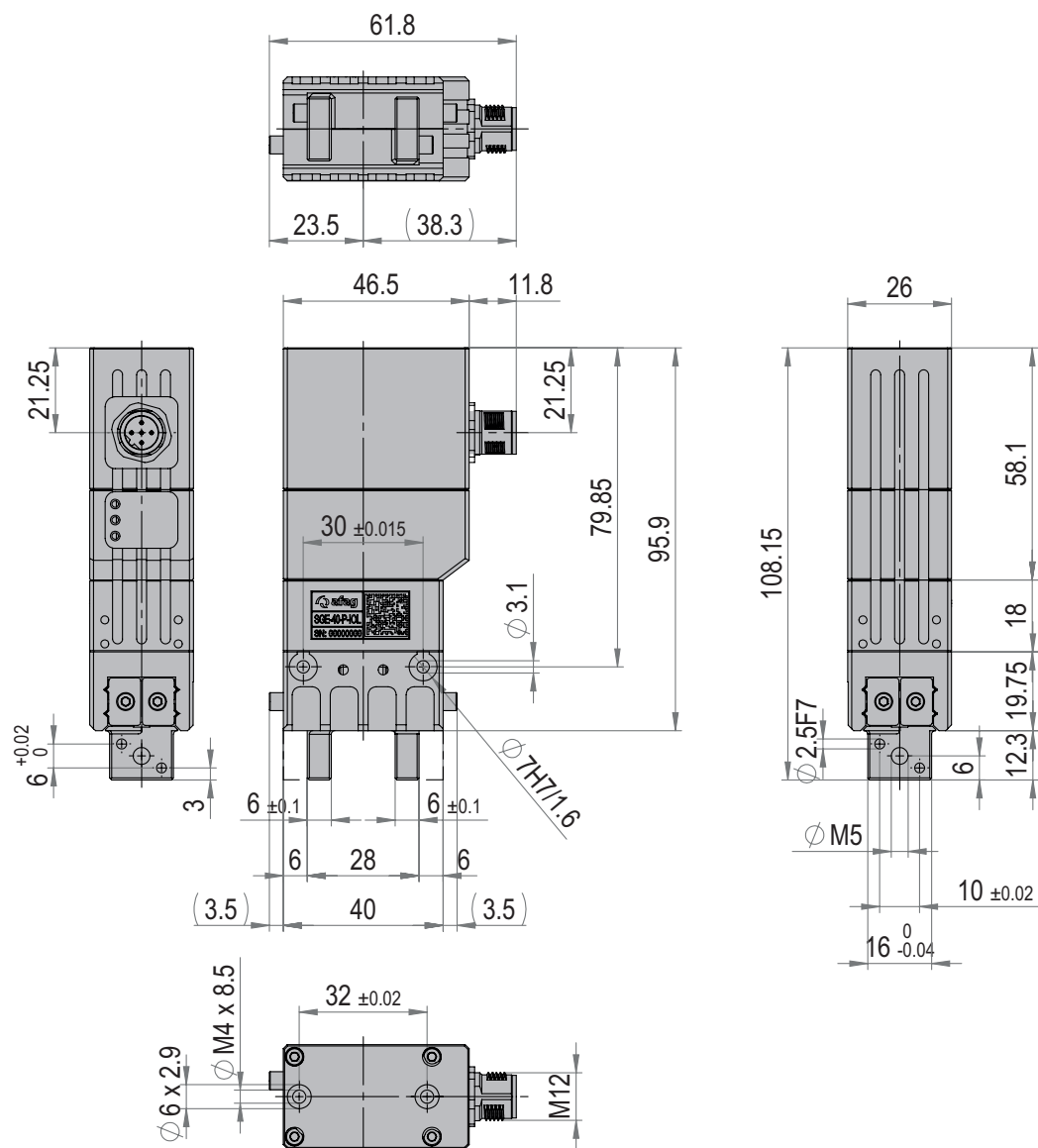
SGE-40-P-IOL



- Gripping modes FastGrip / SoftGrip adjustable via IO-Link
- Four-tier adjustable gripping force
- Highest power density

Table of contents: SGE

Smart gripper SGE	Page
SGE-40-P-IOL	290





SGE-40-P-IOL	
Attachment grid	30 mm
Attachment thread	M4 mm
Ambient temperature	5-55 °C
Storage temperature	5-55 °C
Humidity	< 90 %

Typ	SGE-40-P-IOL
Order number	50578183
Opening stroke	2 x 6 mm
Net weight	0.34 kg
Recommended workpiece weight	0.7 kg
Max. gripping force 100%	140 N
Min. gripping force 25%	35 N
Max. allowable finger length	50 mm
Max. permissible mass per finger	0.08 kg
Closing / Opening time	0.2/0.2 s
Repeat accuracy	+/- 0.02 mm
Repeat accuracy (positioning unidirectional)	* +/- 0.1 mm
Repeat accuracy (positioning bidirectional)	** +/- 0.2 mm
Noise level	<70 dB (A)
Operating voltage	24 V
Nominal current	0.2 A
Peak current	2 A
Protection type	Mech.: IP30 / Electr.: IP40
Communication interface	IO Link, Portkl. B, COM 3
Controller electronics	integrated
Clean room class	ISO 14644-1 Class 6
Mounting position	

* Repeat accuracy (positioning unidirectional): Is defined as the deviation of the actual position of the base jaws during 100 successive movements to a nominal position from the same direction under constant conditions

** Repeat accuracy (positioning bidirectional): Is defined as the deviation of the actual position of the base jaws during 100 successive movements to a nominal position from both directions under constant conditions

Included in the delivery

(Catalogue HT accessories)

- 2x Centering sleeve SGE-40-P-IOL
- 2x Centering sleeve Ø7x3
- 2x Specoal screw M4x33.5/10

Accessories

(Catalogue HT accessories)

- Sensor actor cable-S4

Preferred combinations

SGE-40-P-IOL

ES20	1,3 1	< direct > VP 163	1 2
ES30	1	< direct >	1
	1 3	VP 163 VP 112	2 1
SA-1	1,2	VP 149	1
SA-3	1	VP 163	1,2
	2 2	< direct > VP 163	1 2
SA-6	1	VP 163	1,2
	2 2	< direct > VP 163	1 2
RE-50	3	< direct >	1
	3	VP 163	2
RE-75	3	VP 112	2*
	3	VP 112 VP 163	2
SREH-50	3	< direct >	1
	3	VP 163	2
CS 12	1,3	< direct >	1
	1	VP 163	2
CS 16	1,3	< direct >	1
	1	VP 163	2
CS 20	1	< direct >	1
	1	VP 163	2
	3	VP 112	1
LM 20	1	VP 112	1
LM 25	1	VP 112	1
CR 16	3	< direct >	1
	3	VP 163	2
CR 20	3	< direct >	1
	3	VP 163	2

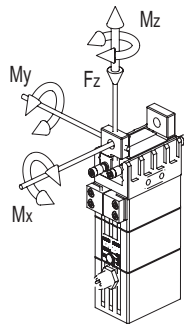
* Offset mounting

Mounting areas

CS, ES	LM	HM	SA	UG, GM, SG, DG, PG, GE, SGE
PMP, PMP-c	PEZ, PDZ	PEL, PDL	RM, RE	CR, RM 32, RE, SREH, RA

Note that there might be different mounting positions from one module to another one.
The required connection elements and the range of support columns are depicted in the catalogue HT accessories.

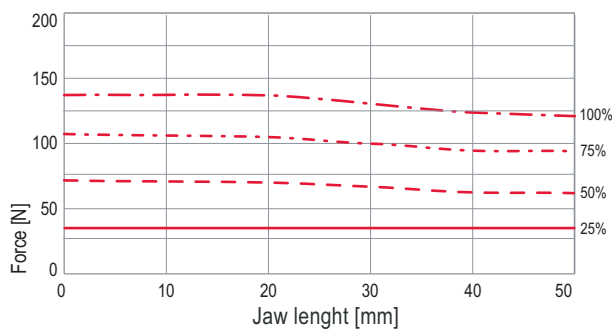
Typ	SGE-40-P-IOL
Max. static torque M_x	1.5 Nm
Max. static torque M_y	2.0 Nm
Max. static torque M_z	4.0 Nm
Max. static force F_z	170 N



The specified torques and forces are static values, are valid per basic jaw and may occur at the same time. The charges may occur additionally to the torques due to the gripping force.

Gripping force diagram per jaw

Centric gripping force



Maximum allowable overhang

