

SDU DC - B SERIES DIN RAIL UPS

The SolaHD SDU DC - B DIN Rail UPS is an advanced 24 Vdc uninterruptible power system that combines an industry leading design with a wide operational temperature range and unique installation options. The SDU DC - B UPS is a powerful, microprocessor controlled UPS that provides protection from power interruptions. With an input voltage range of 22.1 Vdc to 28.6 Vdc, the DC - B UPS is the ideal power back-up solution for your critical connected loads.

APPLICATIONS





- Industrial/Machine Control
- Automation Process Control
- Computer-based Control Systems
- Conveying Equipment
- Material Handling
- Packaging Machines
- Semiconductor fabrication equipment
- DeviceNet™
- Amusement Park Equipment
- Pharmaceutical Applications
- Control Rooms

FEATURES

- Modular, rugged industrial grade design
- Microprocessor based controls
- Automatic self-test feature for UPS function and battery management check
- Power module wide operation temperature range (-15 °C to +50 °C)
- Flexible batteries back-up expansion capabilities
- Overload protection in normal and battery modes
- User replaceable batteries
- IP20 rated input and output screw terminals
- No internal fan, no extra cooling required
- Sturdy, reliable all metal DIN rail mounting connector
- LED status indicators

- Universal dry contact relay terminals provide remote signaling
- Monitoring, diagnostics, and remote turn-on and shut-off capabilities
- Two year limited warranty

CERTIFICATIONS AND COMPLIANCES

-  **UL** ^{us} Listed, Electrical Equipment for Measurement, Control and Laboratory Use; Control Equipment, E61379 — UL/CSA 61010-1, UL/CSA 61010-2-201
-  **UL** ^{us} UL Recognized Component, Audio/video, Information and Communication Technology Equipment, E137632 — UL/CSA 62368-1, UL/CSA 60950-1
-  **CE** Low Voltage Directive/ **UKCA** Electrical Equipment (Safety) Regulations 2016 — IEC/EN60950-1, IEC/EN 62368-1, IEC/EN 61010-1, IEC/EN 61010-2-201

RELATED PRODUCTS

- SDN-D Series DIN Rail Power Supplies
- STV 25K Series Surge Protective Devices

SOLAHD

For product information:
www.solahd.com
 1.800.377.4384



CONSIDER IT SOLVED™

SELECTION TABLE

Catalog Number	Description	Approx. Ship Weight - lbs (kg)
UPS		
SDU 1024B	240 VA, 24 V/10 A DIN Rail DC UPS power module, battery module is required	0.9 (0.41)
SDU 2024B	480 VA, 24 V/20 A DIN Rail DC UPS power module, battery module is required	0.9 (0.41)
Battery		
SDU 24BATB	24 V DIN Rail/Panel Mount Battery Module (cable included)	11.5 (5.2)
SDU 24BATEM	24 V External Mount Battery Module (cable included)	16.0 (7.11)
Accessories		
SDU 24EXTBC6B	Optional 6 ft. Battery Module cable to 24 V DC UPS	8.0 (220)
SDU PMBRK	Optional chassis mount brackets to secure the DC UPS to wall, back of panel, or enclosure	0.5 (0.22)

There are three individual hardware products when putting an SDU DC - B UPS system into operation:

1. 24 Vdc Power Supply (Recommended SolaHD SDN Series)
2. 24 Vdc SDU DC - B UPS Power Module
3. 24 Vdc SDU DC - B UPS Battery Module; or
24 Vdc SDU DC - B UPS External Battery Module

There are two models of the SDU DC - B UPS Power Module:

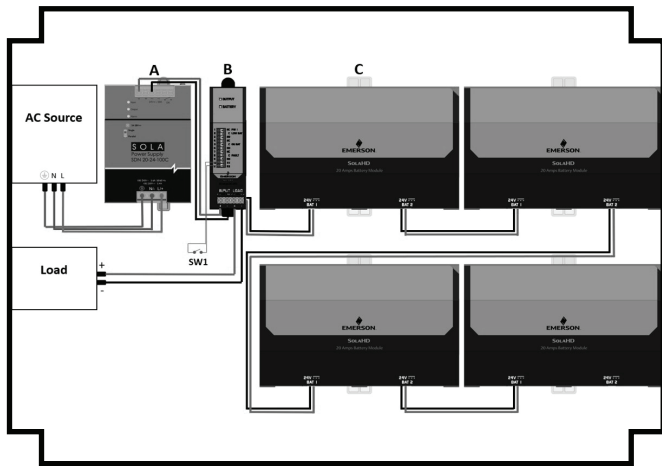
1. SDU 10-24B, 24 Vdc/10 Amp (battery modules are required)
2. SDU 20-24B, 24 Vdc/20amp (battery modules are required)

There are two models * of the SDU DC - B UPS Battery Modules:

1. SDU 24-BATB, DIN Rail/Panel mount for installation in ventilated enclosure, up to 4 battery modules can be connected to the SDU DC - B UPS.
2. SDU 24-BATEM, Panel mount, alternate battery module for external installation in a non-hazardous environment of non-ventilated enclosures, only 1 battery module can be connected to the SDU DC - B UPS.

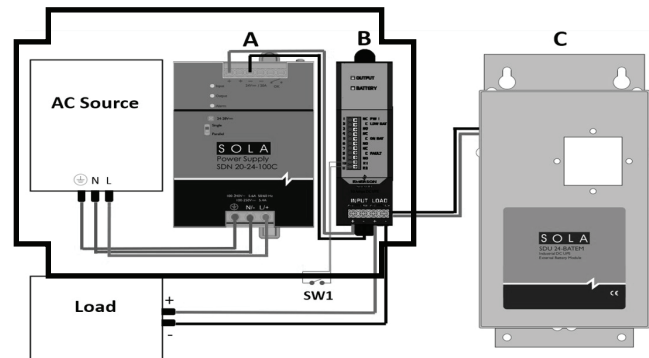
* Cannot use a combination of both models of the battery modules, only one model of the battery module can be connected to the SDU DC - B UPS.

DIN RAIL MOUNTED BATTERY OPTION



- A) AC/DC Power Supply
- B) Control Module: SDU 10-24B or SDU 20-24B
- C) Battery Module: SDU 24-BATB

EXTERNAL BATTERY OPTION



- A) AC/DC Power Supply
- B) Control Module: SDU 10-24B or SDU 20-24B
- C) Battery Module: SDU 24-BATEM