



1 **EU-TYPE EXAMINATION CERTIFICATE**

2 Equipment intended for use in Potentially Explosive Atmospheres Directive 2014/34/EU

3 Certificate Number: **Sira 08ATEX1328X** Issue: **15**

4 Equipment: **700XA Gas Chromatograph**

5 Applicant: **Rosemount Inc.**

6 Address: **10241 W Little York Road Emerson Process Management Limited**
Suite 200 2 Hunt Hill
Houston, Texas Cumbernauld G68 9LF
77040, USA United Kingdom

7 This equipment and any acceptable variation thereto is specified in the schedule to this certificate and the documents therein referred to.

8 CSA Group Netherlands B.V., notified body number 2813 in accordance with Articles 17 and 21 of Directive 2014/34/EU of the European Parliament and of the Council, dated 26 February 2014, certifies that this equipment has been found to comply with the Essential Health and Safety Requirements relating to the design and construction of equipment intended for use in potentially explosive atmospheres given in Annex II to the Directive.

The examination and test results are recorded in the confidential reports listed in Section 14.2.





9 Compliance with the Essential Health and Safety Requirements, with the exception of those listed in the schedule to this certificate, has been assured by compliance with the following documents:

EN IEC 60079-0:2018 EN 60079-1:2014

10 If the sign 'X' is placed after the certificate number, it indicates that the equipment is subject to Specific Conditions of Use identified in the schedule to this certificate.

11 This EU-Type Examination Certificate relates only to the design and construction of the specified equipment. If applicable, further requirements of this Directive apply to the manufacture and supply of this equipment.

12 The marking of the equipment shall include the following:

 II 2G Ex db IIC T6 Gb (Ta = -20°C to +60°C)	Or when the LSIV unit is fitted:	 II 2G Ex db IIC T4 Gb (Ta = -20°C to +60°C)
When fitted with the optional external sampling system		
 II 2G Ex db IIC T3 Gb (Ta = -20°C to +60°C)		II 2G Ex db IIC T4 Gb (Ta = -20°C to +60°C)

Signed:

M Halliwell
Title: Director of Operations



Project Number 80214945

This certificate and its schedules may only be reproduced in its entirety and without change
CSA Group Netherlands B.V. Utrechtseweg 310, Building B42, 6812AR Arnhem, The Netherlands



SCHEDULE

EU-TYPE EXAMINATION CERTIFICATE

Sira 08ATEX1328X
Issue 15

13 DESCRIPTION OF EQUIPMENT

The 700XA Gas Chromatograph is a gas chromatograph (GC) type analyzer housed in a proprietary flameproof enclosure which is divided into two chambers (compartments).

Analyzer Assembly

The upper compartment is the "oven enclosure". It is provided with a domed cover. This enclosure contains the columns, detectors, pneumatically operated switching valves and solenoids that make up the analyzer assembly. Process tubing enters the oven enclosure through purpose designed tube entries that are screwed into M32 x 1.5-6H ISO threaded entries tapped in the enclosure wall. These devices incorporate cylindrical flame paths. The interface between the process tubes and the tube entries form a cylindrical flame path. A breathing element is included that screws into a M20 x 1.5-6H ISO threaded entry. An additional entry – 3/4-14 NPT – is provided for electrical feed through that must be sealed adjacent to the enclosure. An opening with M75 x 1.5-6H ISO threads for an optional liquid sample injection valve may be present.

The enclosure may optionally be coated with Deltron DCU2021 Urethane Clear or with P4023-D1R Powder Coating.

Controller Assembly

The lower compartment is the "electronics enclosure". It is provided with an enclosure lid that incorporates a glass window opening. The window cover opening is 10" dia and has 10.0-8 UN-2A threads. There is a side cover opening of 6" dia and has 6.0-12 UN-2B threads. This enclosure houses the central processor, power supply, operational electronics, and communication electronics that support analysis. The electronics within the enclosure are CSA Certified under CSA Report 2195181 Power and telecommunications cables enter through M32 x 1.5-6H ISO threaded entries tapped in the enclosure wall. A barrier wall between the two enclosures has one M40 X 1.5-6H ISO threaded passage for a sealed cable assembly providing necessary communication between systems.

The enclosure may optionally be coated with Deltron DCU2021 Urethane Clear or with P4023-D1R Powder Coating.

Design options

- i. An alternative bottom compartment which eliminates the wiring access conduits leading from the lower enclosure to the surface near the upper opening. The change reduces overall volume by a small amount.
- ii. The fitting of an optional LSIV. The LSIV may contain up to two cartridge heaters manufactured by Sun Electric Heaters, model number 28W/24V 1/4 diameter, 1.5"lg cartridge. The temperature is measured via a RTD manufactured by Minco model S204PD AC887Y26L18 and has a 150°C temperature limit. The use of this optional device will require a temperature code rating of T4.
- iii. The fitting of an optional certified heat trace system, installed into the GC housing using a CSA/C-US certified explosion proof conduit seal and used to heat an external sample system assembly. A certified temperature switch will be used to set the maximum temperature allowed by the heat trace system. A set point of a maximum of 80°C will required a temperature code of T4 and a set point maximum of 110 °C results in a temperature code of T3.
- iv. The fitting of an optional insulated sample heater system is installed inside the GC for the internal sample line. A Hottwatt Glasrope heater model GR16-18/40W24V/SF1-30&12 is controlled via a RTD manufactured by Minco model S204PD AC887Y26L18 and an internal

Project Number 80214945

This certificate and its schedules may only be reproduced in its entirety and without change
CSA Group Netherlands B.V. Utrechtseweg 310, Building B42, 6812AR Arnhem, The Netherlands



SCHEDULE

EU-TYPE EXAMINATION CERTIFICATE

Sira 08ATEX1328X
Issue 15

24VDC power signal. The heater output is limited at 150°C, which translates to a temperature of about 65°C (typically) on the surface of the heater's insulation. This configuration will require a T4 temperature code.

- v. Flex cable with feed thru adapter (drawing CE-22178) is approved with an in-house sealing component model Kneadseal SL or alternative model Kneadseal. An alternative feed thru adapter with a proprietary sealing component was approved for use by SIRA in report R51L20821B in April 2010. A third alternative feed thru adapter using a proprietary sealing component type LE xxxxx/x manufactured by Quintex GmbH under CSA/C-US certificate 2140177 and FM Approvals under project ID # 3039411/ report # 101118.

Variation 1 - This variation introduced the following changes:

- i. The introduction of the Flexi Rigid PCB Cable entry device that is fitted between compartments.

Variation 2 - This variation introduced the following changes:

- i. The addition of an optional field bus enclosure within the bottom compartment.
- ii. The clarification of drawing information which includes the following:
 - **Drawing DE-22001** - the clarification of the tolerances for the 10.000-8 cover thread and the drilled hole for the 6.000-12 thread for the bottom compartment.
 - **Drawing DE-22003** - the removal of the note regarding routine overpressure testing and the clarification of the tolerance with respect to the diameter of the seal bore.
 - **Drawing DE-22008** - the removal of the note regarding routine overpressure testing and the clarification of the tolerance associated with the cover thread.
 - **Drawing DE-22114** - the addition of the optional field bus enclosure within the bottom compartment together with the clarification of drawing notes.
 - **Drawing BE-22170** - the correction of dimensions.
 - **Drawing BE-20879** - the grade of aluminium for the tube fitting nut was changed.
 - **Drawing BE-22109-001** - the label information was clarified to reflect the latest status of the certification, the reference to the dust marking was removed and the maximum power rating was corrected.
 - **Drawing BE-22109** - the label information was clarified to reflect the latest status of the certification, the reference to the dust marking was removed and the maximum power rating was corrected.
 - **Drawing 3684** – the clarification of dimensions and tolerances.

Variation 3 - This variation introduced the following change:

- i. The applicant's name was changed from Rosemount Analytical Gas Chromatograph Division to that currently shown.

Variation 4 - This variation introduced the following changes:

- i. To permit the introduction of an optional external sampling system with heating. This uses Raychem trace heating, type 20QTVR1-CT (120VAC) or 20QTVR2-CT (240VAC), inside the sampling system for the 700XA model. The heater is controlled by a temperature switch (Barksdale/Raychem type Raystat Ex-02), set to maintain a maximum of 80°C (T4) or 110°C (T3) resulting in the new coding; Ex d IIC T3 Gb, a new Special Condition For Safe Use is introduced as a result.
- ii. To permit the optional heated vapour regulators and switches to be used within the external sampling system. These being suitably certified with the ratings Ex d IIC Gb T6/T4 and a minimum

Project Number 80214945

This certificate and its schedules may only be reproduced in its entirety and without change
CSA Group Netherlands B.V. Utrechtseweg 310, Building B42, 6812AR Arnhem, The Netherlands



SCHEDULE

EU-TYPE EXAMINATION CERTIFICATE

Sira 08ATEX1328X
Issue 15

ambient temperature range of -20°C to +60°C, a new Special Condition For Safe Use is introduced as a result.

- iii. To permit the use of an optional temperature sensor (RTD): 100 ohm RTD, 5/32 O.D. by M o # S204PD AC887Y26L18, Emerson P/N 2-4-0700-154.
- iv. To permit the use of the optional feed through adapter for all models using a proprietary sealing component; Model LE*****/ manufactured by Quintex GmbH.
- v. To permit the optional internal power supplies TDK-Lambda GWS250-24 series and Emerson LCC250.
- vi. To permit a number of minor drawing modifications. These modifications do not affect the type of protection.
- vii. The applicant's address was changed from 5650 Brittmoore Road, Houston 77041, Texas to that currently shown.
- viii. The removal of a superfluous Special Condition For Safe Use

Variation 5 - This variation introduced the following changes:

- i. The option to use up to two, M32 threaded holes, currently used for the passage of process tubing, for the accommodation of a suitable cable entry device.
- ii. The clarification of drawing information not affecting certification was recognised.

Variation 6 - This variation introduced the following change:

- i. The introduction of a new Special Condition For Safe Use and Condition Of Manufacture to give clarification on the use of appropriate certified right angle cable adaptors with the equipment.

Variation 7 - This variation introduced the following changes:

- i. The use of an optional temperature sensor (RTD): 100 ohm, by JMS # 18248, Emerson P/N 2-4-0700-154 was recognised.
- ii. The amendment of a number of drawings which includes the following:
 - **Drawing DE-22114** – To Rev D Replace 2-3-0710-007 with new PCA assembly part number 7A0055G02 on the BOM.
 - **Drawing DE-22143** – To Rev F Updated drawing to BOM updates, to add revised methanator P/N, to add option to pick between CSA or ATEX certified plugs during final assembly, to update internal part number 2-4-0710-249 to 2-4-0710-266 on page 5 and amend drawing on page 3
 - **Drawing BE-22145** – To rev. D: Updated drawing to change the threaded length from .800" to .900" including an undercut.
 - **Drawing DE-22003** – To rev. F: Updated drawing to add metrology holes in non critical surfaces.
 - **Drawing DE-22008** – To rev. H: Updated drawing to add metrology holes in non critical surfaces.
 - **Drawing CE-22178** – To rev. C: Removed insulation pad call out from the BOM. To rev D.: Updated epoxy call out for CSA units as described in CSA report 2194377.
 - **Drawing BE-22109** – To rev G.: Updated to include French warning translations and Russian certification markings (not related to ATEX or IECEx certification).

Variation 8 - This variation introduced the following changes:

- i. The use of a modified optional FID hose heater assembly was recognised.
- ii. Minor drawings amendments, none of which affect compliance with the standards listed.

Project Number 80214945

This certificate and its schedules may only be reproduced in its entirety and without change
CSA Group Netherlands B.V. Utrechtseweg 310, Building B42, 6812AR Arnhem, The Netherlands



SCHEDULE

EU-TYPE EXAMINATION CERTIFICATE

Sira 08ATEX1328X
Issue 15

Variation 9 - This variation introduced the following change:

- i. Following appropriate assessment for the existing products to demonstrate compliance with the latest technical knowledge, IEC 60079-0:2007 was replaced by EN 60079-0:2012/A11:2013 and EN 60079-1:2007 was replaced by EN 60079-1:2014. The marking was updated accordingly.
- ii. Assessment of the containment system according to the EN 60079-1:2014 requirements.
- iii. Drawings revisions.
- iv. Permission of the usage of Quintex line bushings LB*****, certified under EPS 11 ATEX 1342X in the application of the single and dual flex cable bushings.
- v. Permission of the usage of Renata 1000-0 battery on the CPU PCBA.
- vi. Permission of the usage of the optional microFPD hardware feature.
- vii. Assessment of the feed thru assembly BE-22147 to update the design and verify the 0.020 tubes as a flame arresting component.
- viii. Modification of dome and body enclosure thread dimensions.
- ix. The applicant and manufacturer's name was changed from Rosemount Analytical, Inc. to Rosemount Inc.

Variation 10 - This variation introduced the following changes:

- i. Assessment to demonstrate compliance with the latest technical knowledge, the standard EN 60079-0:2012/A11:2013 has been replaced by EN IEC 60079-0:2018.
- ii. Removal of heated tube option.
- iii. To permit the use of alternate internal power supplies Meanwell RSP-320-24 and CUI Inc VGS-350C-24.
- iv. Drawing revisions.

Variation 11 - This variation introduced the following changes:

- i. Nameplate drawing revision.
- ii. To correct typographical error in the conditions of manufacture

Variation 12 - This variation introduced the following changes:

- i. Update of microFPD Component
- ii. Minor updates to non-critical features, including:
 - a. Relocation of cover set screw, and
 - b. Addition of serial number stamp on interior of cover.
- iii. Addition of P4023-D1R Powder Coating, updated in the Product Description.
- iv. Associated drawing updates.

Variation 13 - This variation introduced the following changes:

- i. Replacement of LOI Electronic Display Component
- ii. Change in Assembly Harness Length
- iii. Update of blind ground hole lug to tapped
- iv. Associated drawing updates
- v. Addition of Manufacturing Location

14 DESCRIPTIVE DOCUMENTS

14.1 Drawings

Refer to Certificate Annexe.

Project Number 80214945

This certificate and its schedules may only be reproduced in its entirety and without change
CSA Group Netherlands B.V. Utrechtseweg 310, Building B42, 6812AR Arnhem, The Netherlands



SCHEDULE

EU-TYPE EXAMINATION CERTIFICATE

Sira 08ATEX1328X
Issue 15

14.2 Associated Reports and Certificate History

Issue	Date	Report number	Comment
0	06 August 2009	R59L17729A	The release of the prime certificate.
1	04 December 2009	R51L20821A	The introduction of Variation 1.
2	30 April 2010	R51L20821B	Report number R51L20821B replaced R51L20821A, the conditions in section 17 being corrected accordingly.
3	19 November 2010	R23439A/00	The introduction of Variation 2.
4	11 April 2011	R24696A/00	The introduction of Variation 3.
5	08 April 2013	R27443A/00	The introduction of Variation 4.
6	21 May 2013	R29466A/00	The introduction of Variation 5.
7	12 February 2014	R32490A/00	The introduction of Variation 6.
8	30 September 2015	R70008043A	The introduction of Variation 7.
9	20 October 2016	R70040924A	This Issue covers the following changes: <ul style="list-style-type: none">• EC Type-Examination Certificate in accordance with 94/9/EC updated to EU Type-Examination Certificate in accordance with Directive 2014/34/EU. <i>(In accordance with Article 41 of Directive 2014/34/EU, EC Type-Examination Certificates referring to 94/9/EC that were in existence prior to the date of application of 2014/34/EU (20 April 2016) may be referenced as if they were issued in accordance with Directive 2014/34/EU. Variations to such EC Type-Examination Certificates may continue to bear the original certificate number issued prior to 20 April 2016.)</i>• The introduction of Variation 8.
10	15 October 2019	1141	Transfer of certificate Sira 08ATEX1328X from Sira Certification Service to CSA Group Netherlands B.V.
11	10 December 2019	R80025920A	The introduction of Variation 9.
12	26 April 2022	R80094409A	The introduction of Variation 10.
13	09 August 2023	R80162621A	The introduction of Variation 11.
14	12 September 2023	R80168952A	The introduction of Variation 12.
15	18 October 2024	R80214945A	The introduction of Variation 13.

15 SPECIFIC CONDITIONS OF USE (denoted by X after the certificate number)

- 15.1 When the Vapour regulators and flow switches are fitted they must be suitably certified with the ratings Ex d IIC Gb T5/T6/T4 and for a minimum ambient temperature range $T_a = -20^{\circ}\text{C}$ to $+60^{\circ}\text{C}$.
- 15.2 Where right angle bend cable adaptors are used they shall be appropriately certified and shall interface with enclosures via appropriate certified barrier glands.

16 ESSENTIAL HEALTH AND SAFETY REQUIREMENTS OF ANNEX II (EHSRs)

The relevant EHSRs that are not addressed by the standards listed in this certificate have been identified and individually assessed in the reports listed in Section 14.2.

17 CONDITIONS OF MANUFACTURE

- 17.1 The use of this certificate is subject to the Regulations Applicable to Holders of CSA Group Netherlands B.V. certificates.
- 17.2 Holders of EU-Type Examination Certificates are required to comply with the conformity to type requirements defined in Article 13 of Directive 2014/34/EU.

Project Number 80214945

This certificate and its schedules may only be reproduced in its entirety and without change
CSA Group Netherlands B.V. Utrechtseweg 310, Building B42, 6812AR Arnhem, The Netherlands



SCHEDULE

EU-TYPE EXAMINATION CERTIFICATE

**Sira 08ATEX1328X
Issue 15**

- 17.3 When using the bottom compartment to drawing number DE-22001 rev H or newer, both compartments are exempt from an overpressure test when intended for use in a -20°C environment. But shall be pressure tested to the table above when operating in a -30°C or -40°C environment. As required under IEC 60079-1 and EN 60079-1 clause 16.1. There shall be no damage or permanent deformation as a result of these tests.
- 17.4 All cable entry devices fitted shall be suitable for the application, in addition it shall be certified by an ATEX body.
- 17.5 When using the bottom compartment to drawing number DE-22001 rev D both compartments shall be pressure tested to the table below in accordance to the ambient temperature it is operated under. There shall be no damage or permanent deformation as a result of these tests.

Top Section	Bottom
15.375 bar @ -20°C	29.35 bar @ -20°C

- 17.6 The products covered by this certificate incorporate previously certified devices, it is therefore the responsibility of the manufacturer to continually monitor the status of the certification associated with these devices, and the manufacturer shall inform Sira of any modifications of the devices that may impinge upon the explosion safety design of their products.
- 17.7 Where right angle bend cable adaptors are used they shall be appropriately certified and shall interface with enclosures via appropriate certified barrier glands.

Certificate Annexe



Certificate Number: Sira 08ATEX1328X
 Equipment: 700XA Gas Chromatograph
 Applicant: Rosemount Inc.

Issue 0

Drawing	Sheets	Rev.	Date (Stamp)	Title
DE-22001	1 to 3	H	02 Jul 09	Compartment Detail
DE-22001	1 to 2	P11	02 Jul 09	Compartment Detail
DE-22001	1 to 3	D	02 Jul 09	Compartment Detail
DE-22003	1 of 1	C	02 Jul 09	Dome Detail
DE-22006	1 of 1	C	02 Jul 09	Glass Cover Detail
DE-22008	1 of 1	E	02 Jul 09	Side Cover Detail
DE-22100	1 of 1	A	02 Jul 09	Description of entries into compartment
DE-22122	1 of 1	B	02 Jul 09	Machine details for LSIV
DE-22143	1 to 5	A	02 Jul 09	General Assembly Oven
DE-22114	1 to 2	A	02 Jul 09	General Assembly Electronics
DE-22159	1 of 1	A	02 Jul 09	EPC Model 700XA
DE-22171	1 to 2	A	02 Jul 09	Assembly bottom compartment
BE-22118	1 of 1	A	02 Jul 09	Vent Fitting Assembly Detail
BE-22145	1 of 1	B	02 Jul 09	Tube Fitting Adapter
BE-22147	1 of 1	B	02 Jul 09	Tube Fitting Body
BE-22168	1 of 1	A	02 Jul 09	Weight and measures switch
BE-22169	1 of 1	C	02 Jul 09	Sealing fitting flex cable
BE-22170	1 of 1	C	02 Jul 09	Adapter flex cable
BE-20879	1 of 1	B	02 Jul 09	Tube Fitting Nut
CE-22178	1 to 2	B	02 Jul 09	Assembly flex cable
659779	1 of 1	C	02 Jul 09	24 Wire feed through
BE-22109-001	1 of 1	A	29 Jul 09	Certification nameplate
BE-22109	1 of 1	C	29 Jul 09	Certification nameplate

Issue 1

Drawing	Sheets	Rev.	Date (Sira stamp)	Title
3684	1 of 1	C	24 Nov 2009	SPF21.5-E-200FR-1-FLEX

Issue 2 - No drawings were added with this issue.

Issue 3

Drawing	Sheets	Rev	Date (Sira stamp)	Title
DE-22001	1 to 3	J	29 Oct 10	Compartment Detail
DE-22003	1 of 1	E	29 Oct 10	Dome Detail
DE-22008	1 of 1	G	29 Oct 10	Side Cover Detail
DE-22114	1 to 2	C	1 Nov 10	General Assembly Electronics
BE-22170	1 of 1	D	29 Oct 10	Adapter Flex Cable
BE-20879	1 of 1	C	29 Oct 10	Tube Fitting Nut
BE-22109-001	1 of 1	B	29 Oct 10	Certification Nameplate (T4)
BE-22109	1 of 1	D	29 Oct 10	Certification Nameplate (T6)
3684	1 of 1	E	29 Oct 10	SPF21.5-E-200FR-1-FLEX
CE-22322	1 of 1	B	29 Oct 10	Fieldbus Enclosure Assembly
CE-22323	1 of 1	C	29 Oct 10	Fieldbus Enclosure Internal Arrangement
CE-22324	1 of 1	B	29 Oct 10	Fieldbus Enclosure Details

Issue 4

Drawing	Sheets	Rev.	Date (Sira stamp)	Title
BE-22109	1 of 1	E	11 Apr 11	Unit Nameplate CSA & ATEX Model 700XA Universal

Project Number 80214945

This certificate and its schedules may only be reproduced in its entirety and without change
 CSA Group Netherlands B.V. Utrechtseweg 310, Building B42, 6812AR Arnhem, The Netherlands

Certificate Annexe



Certificate Number: Sira 08ATEX1328X
Equipment: 700XA Gas Chromatograph
Applicant: Rosemount Inc.

Issue 5

Drawing	Sheets	Rev.	Date (Sira stamp)	Title
DE-22122	1 of 1	C	08 Apr 13	Modification Machine Detail for LSIV, Model 700XA
BE-22109	1 of 1	F	08 Apr 13	Universal name plate for 700XA
712012-0-OD	1 of 1	A	08 Apr 13	Typical Optional Outline & Dimensional Floor Mount Unit, Model 700XA

Issue 6

Drawing	Sheets	Rev.	Date (Sira stamp)	Title
DE-22171	1 of 2	B	05 Apr 13	Assembly Upper Compartment
DE-22171	2 of 2	B	05 Apr 13	Assembly Bottom Compartment

Issue 7 - No new drawings were introduced.

Issue 8

Drawing	Sheets	Rev.	Date (Sira stamp)	Title
DE-22114	1 to 2	D	25 Nov 14	Assembly Backplane & Cardcage Model 700XA
DE-22143	1 to 5	F	30 Sep 15	Unit Assembly Model 700XA GC
BE-22145	1 of 1	D	25 Nov 14	Adaptor Tube Feed Through Model 700XA
DE-22003	1 of 1	F	25 Nov 14	Machining Detail Dome 700XA GC
DE-22008	1 of 1	H	25 Nov 14	Machining Side Cover GC 700XA
CE-22178	1 to 2	D	11 Nov 14	Assembly, Potted Base Flex Cable Model 700XA
BE-22109	1 of 1	G	10 Aug 15	Unit Name Plate, CSA & ATEX, Model 700XA, Universal

Issue 9

Drawing	Sheets	Rev.	Date (Sira stamp)	Title
7A00150	1 of 1	D	01 Sep 16	FID Hose Assembly
BE22109	1 of 1	H	01 Sep 16	Unit Name Plate, CSA & ATEX, Model 700XA, Universal
DE-22006	1 of 1	D	01 Sep 16	Assembly Glass Cover Locking Device Hole Detail Model 700XA
DE22113	1 of 1	H	01 Sep 16	Assembly, FID Complete W/ Exhaust Model 700XA

Issue 10 – No new drawings were introduced.

Issue 11

Drawing	Sheets	Rev.	Date (Stamp)	Title
DE-22001	1 to 3	L	04 Dec 19	Machine Detail Enclosure Model 700XA G.C.
BE-22109	1 of 1	N	04 Dec 19	Unit Nameplate CSA & ATEX Model 700XA Universal
DE-22143	1 to 6	H	03 Dec 19	Unit Assembly Model 70XA G.C.
BE-22145	1 of 1	E	03 Dec 19	Adapter Flex Cable 700XA
BE-22147	1 of 1	C	03 Dec 19	Fitting Tube Feedthru Model 700 and XA
BE-22169	1 of 1	D	03 Dec 19	Sealing fitting flex cable
BE-22170	1 of 1	E	03 Dec 19	Adapter Flex Cable 700XA
DE-22003	1 of 1	G	03 Dec 19	Machining Detail Dome 700XA GC
DE-22008	1 of 1	K	03 Dec 19	Machining Side Cover GC 700XA
DE-22006	1 of 1	E	03 Dec 19	Assembly glass Cover Locking Device Hole Detail Model 700XA
DE-22100	1 of 1	B	03 Dec 19	Description of Entries to Model 700XA Enclosure
DE-22113	1 of 1	J	03 Dec 19	Assembly, FID Complete w/ Exhaust Model 700XA
7A00150	1 of 1	E	03 Dec 19	FID Hose Assembly

Project Number 80214945

This certificate and its schedules may only be reproduced in its entirety and without change
CSA Group Netherlands B.V. Utrechtseweg 310, Building B42, 6812AR Arnhem, The Netherlands

Certificate Annexe



Certificate Number: Sira 08ATEX1328X
Equipment: 700XA Gas Chromatograph
Applicant: Rosemount Inc.

Drawing	Sheets	Rev.	Date (Stamp)	Title
DE-22122	1 of 1	D	03 Dec 19	Modification Machine Detail for LSIV Model 700XA
BE-20879	1 of 1	D	03 Dec 19	Tube Fitting Nut Enclosures Model 700 GC
BE-22118	1 of 1	B	03 Dec 19	Certification Vent Fitting Details Model 700XA

Issue 12

Drawing	Sheets	Rev.	Date (Stamp)	Title
BE-22145	1 of 1	F	04 Apr 22	Feed Thru Adapter
7A00154	1 of 1	B	04 Apr 22	700XA, FID & uFPD, Hose Assembly
DE-22113	1 of 1	K	04 Apr 22	Assembly, FID Complete w/ Exhaust Model 700XA
DE-22143	1 to 7	K	04 Apr 22	Unit Assembly Model 700XA G.C.
BE-22109	1 of 1	P	04 Apr 22	Unit Nameplate CSA & ATEX Model 700XA Universal

Issue 13

Drawing	Sheets	Rev.	Date (Stamp)	Title
BE-22109	1 of 1	R	07 Jul 23	Unit Nameplate, CSA & ATEX for 700XA, Universal

Issue 14

Drawing	Sheets	Rev.	Date (Stamp)	Title
DE-22001	1 to 3	M	11 Aug 23	CASE, MACHINED
DE-22006	1 of 1	F	11 Aug 23	ASSEMBLY, GLASS COVER, LOCKING DEVICE HOLE DETAIL, MODEL 700XA
DE-22008	1 of 1	L	11 Aug 23	MACHINING SIDE COVER MODEL 700XA
DE-22143	1 to 9	N	11 Aug 23	UNIT ASSEMBLY, MODEL 700XA G.C.

Issue 15

Drawing	Sheets	Rev.	Date (Stamp)	Title
DE-22143	1 to 9	P	13 Sep 24	Unit Assembly, Model 700XA G.C.
7A00154	1 of 1	C	13 Sep 24	700XA, FID & uFPD, Hose Assembly
BE-22109	1 of 1	U	13 Sep 24	Unit Name Plate, CSA & ATEX, Model 700XA, Universal
DE-22001	1 to 3	N	13 Sep 24	700XA G.C. Enclosure, Machined
7R00709	1 of 1	A	13 Sep 24	Unit Name Plate, CSA & ATEX, Model 700XA, UK

Project Number 80214945

This certificate and its schedules may only be reproduced in its entirety and without change
CSA Group Netherlands B.V. Utrechtseweg 310, Building B42, 6812AR Arnhem, The Netherlands