

Simple, Reliable, Tough



TopWorx™ GO™ Switch for Mobile Applications

Proven automation solutions and local expertise to help you overcome your toughest challenges.





GO Switch shines where other mechanical switches and proximity sensors falter—no matter the operating conditions.

Maintain equipment visibility in demanding environments

When it comes to heavy-duty mobile equipment, your visibility is limited. You need a reliable position feedback device that prevents damages and keeps your operation running as it should. Mechanical switches require direct contact with equipment—a design that increases the risk of component failure due to multiple moving parts. Inductive proximity switches also have their drawbacks. These sensors have a fragile build, including circuits that easily fail under load. TopWorx™ GO™ Switch avoids these challenges to provide you with the real-time status of ladders, truck beds and other equipment elements—all while withstanding the harsh conditions associated with these applications.

From construction sites to mines, mobile equipment operates in demanding environments where downtime isn't an option.



Mobile equipment OEMs are increasingly looking for sensor solutions that reduce their maintenance requirements in critical applications.



Existing switches can't handle harsh conditions on a regular basis and will eventually fail due to inherent design limitations—resulting in equipment damage or life-threatening accidents.



Picking up where other switches fail

GO Switch combines the best aspects of mechanical limit switches and proximity sensors without the drawbacks. Its simple internal design relies on proximity activation to open and close a dry contact—no power or calibration required. At the same time, it eliminates the need to make physical contact with equipment and reliably withstands all types of environments and weather conditions. A true maintenance-free device, GO Switch incorporates a simple, one-piece stainless steel construction and sealed design, while its use of a magnetic spring eliminates the need for power, avoiding leakage or voltage drops.



Rugged, flexible design facilitates installation and improves uptime.

- Adapt GO Switch to any circuit or monitoring system without conversion devices.
- Enable optional wireless capabilities without having to relay, divert or convert signals.
- Simplify installation with custom mounting brackets.

“I haven’t had much luck with other sensors, whether proximity sensors, mechanical switches or reed switches. These components are unnecessarily complex or fail too easily.”
– Design engineer



Reliably “see” around bulky implements—cutting maintenance costs.

- Receive accurate, real-time status of ladders, beds and other equipment elements.
- Avoid sensor failure, thanks to simple dry contact design—no calibration required.
- Minimize component failure, reducing installation and maintenance costs.

“Mobile machines are big and bulky. I need to be able to ‘see’ around them in real-time.”
– OEM of construction machinery

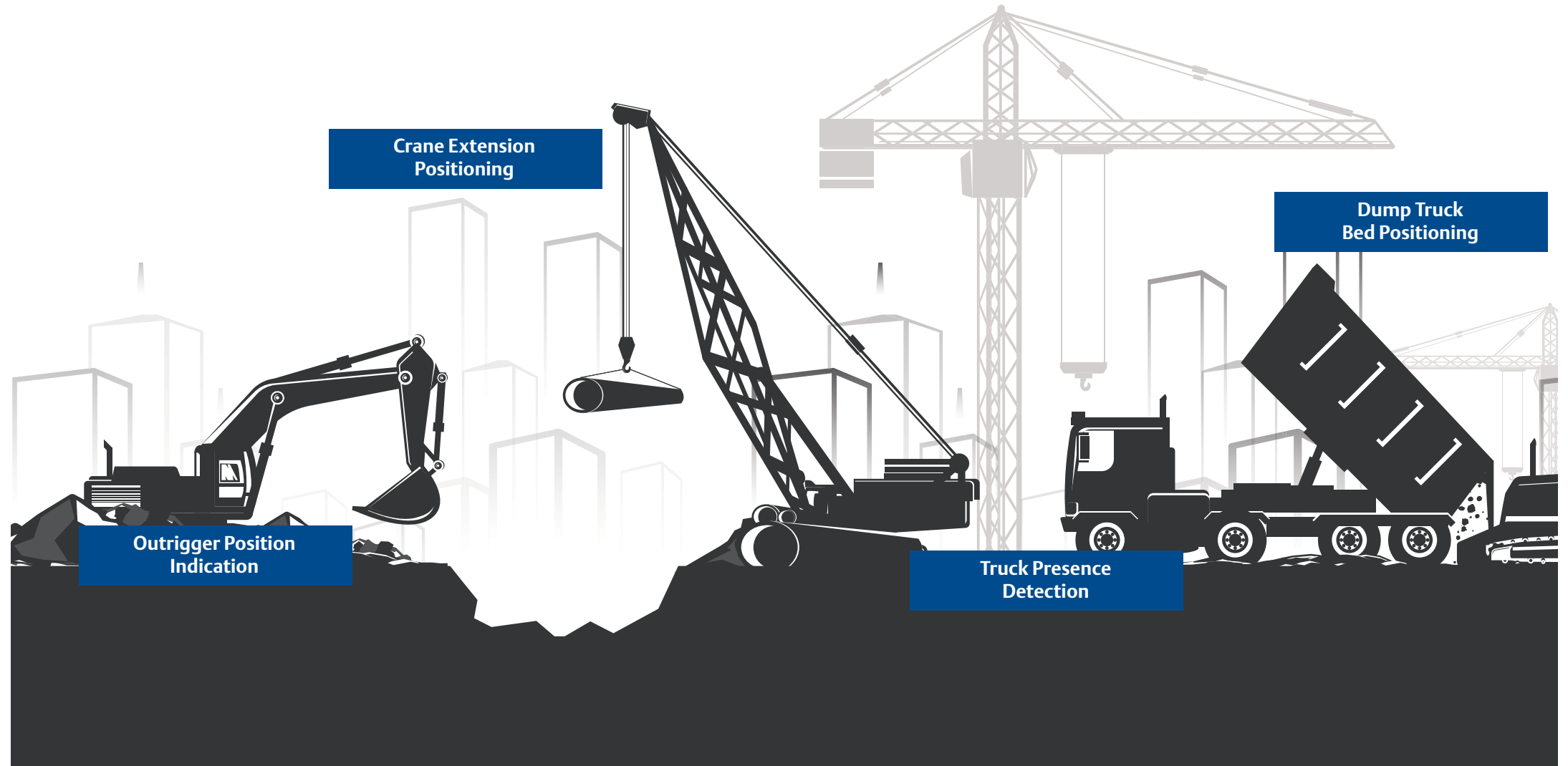


Minimize equipment downtime—even in harsh environments.

- Maintain global and local compliance in hazardous locations.
- Withstand regular exposure to shock, vibration, electrical fluxes and temperature fluctuations.
- Eliminate switch maintenance, thanks to rugged construction, sealed design with a single moving part.

“Avoiding damage to equipment and personnel is my top priority. To do that, I need reliable position feedback on critical equipment.”

With Emerson, you can overcome your mobile application's toughest challenges.





Eliminate Sensor Failure

By relying on dry contact proximity sensing, GO Switch has a single moving part and requires no calibration or power to operate. This simple design, coupled with a rugged, sealed construction, forms an isolated system that avoids switch failure in harsh conditions.

Boost Equipment Reliability

In demanding mobile applications, reliability is critical. From excavators to cranes, GO Switch provides your machines with a reliable monitoring solution that can withstand harsh weather, vibration, shock and frequent fluctuations in temperature.

Enable Easy Installation with Design Versatility

With its use of dry contacts, GO Switch easily adapts to any type of circuit or monitoring system without the need for external devices. Thanks to custom mounting brackets, it also simplifies installation—lowering your overall costs.

Prevent Harmful Dust and Water Ingress

GO Switch features a fully sealed construction that keeps dust and water out. Its robust design can also withstand explosive gases, vibration and wide temperature ranges (-50 to +204°C).

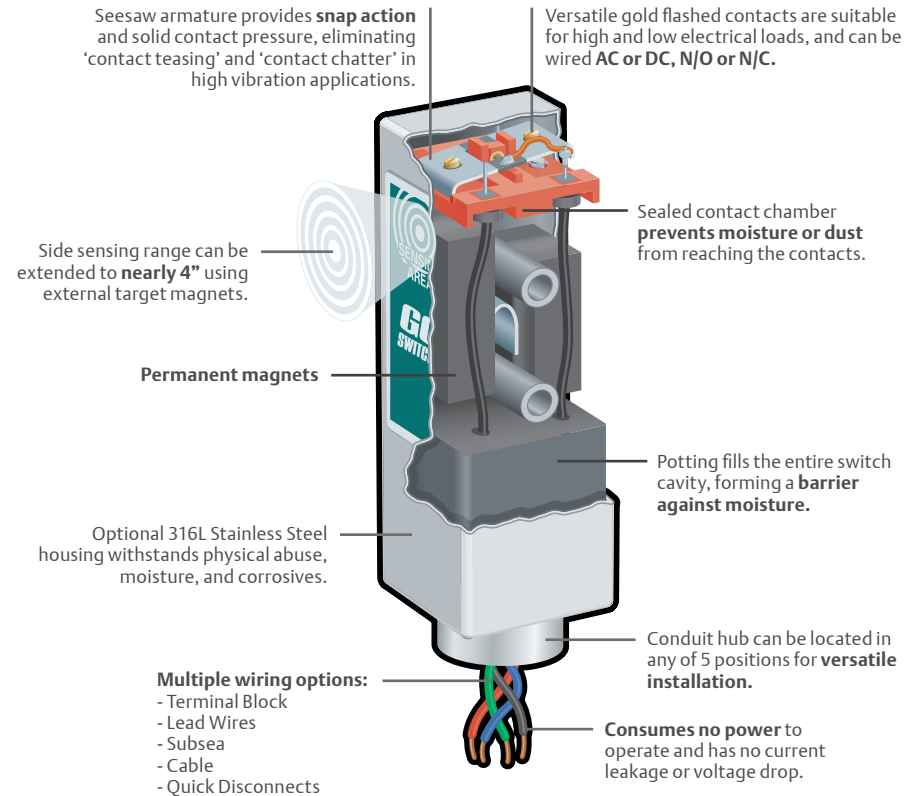
The TopWorx GO Switch

When it comes to mobile applications, harsh conditions come with the territory. Unfortunately, this is precisely why other sensors fail—raising maintenance costs and sidelining your equipment. GO Switch eliminates these pain-points thanks to its elegant yet simple design. By relying on dry contact proximity sensing and limited moving parts, GO Switch offers mobile equipment OEMs and design engineers a true maintenance-free sensor solution. It also successfully seals itself from the external environment, while its internal, rugged composition withstands vibration, shock loads and electrical fluxes—all while communicating directly with the system you already have in place.



What's your opportunity?

- Receive reliable position feedback on big, bulky mobile equipment
- Eliminate sensor maintenance, reducing costs and unexpected downtime
- Adapt to any type of monitoring system with flexible wiring design
- Maintain switch reliability despite regular exposure to weather, vibrations, shock and temperature (-50° to +204°C)
- Simplify switch installation with custom mounting brackets
- Avoid switch failure and calibration issues, thanks to magnetic activation
- Eliminate leakage current and voltage drops with no-power design
- Lower operating costs by eliminating external conversion and power devices
- Comply with hazardous area certifications: IECEx, ATEX, GOST, InMetro, UL, CSA, KOSHA and NEPSI
- Partner with a global supplier that offers local technical and sales support



Model 11



Maintain equipment visibility—no matter what conditions you're up against.

As part of Emerson, TopWorx enables plants, platforms and pipelines to manage and control operations more intelligently and efficiently. A global leader in proximity sensing, our experts can help you reap these benefits—and more.




Services offered...

- Immediate availability with QuickShip same- and five-day shipping
- Global services with TopWorx locations in five countries
- Local support with over 200 certified product partners
- Ongoing technical and sales assistance

Featured TopWorx™ GO™ Switch Products for Mobile Applications

TopWorx GO Switch Models for Extended Switching

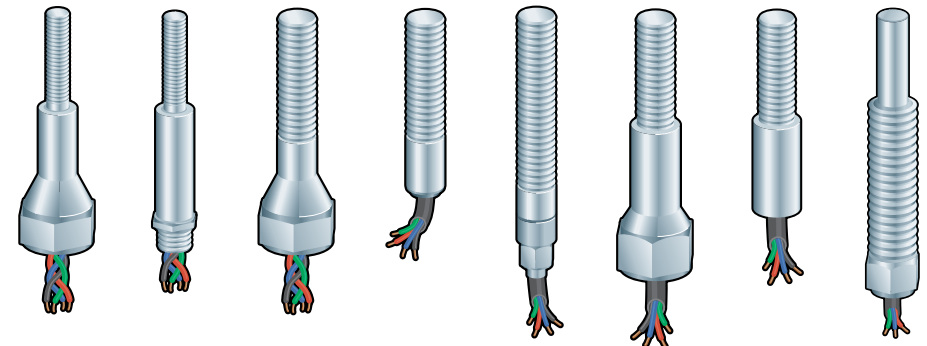


These switches rely on the non-contact detection of ferrous metal and magnetic targets. They also feature a snap-action response, making them an ideal replacement for traditional mechanical limit switches.

- Includes Models 11, 21, 31 and 81
- Integrates gold-plated SPDT dry contacts
- Multiple wiring options available
- Optional 316L Stainless Steel housing
- Standard temperature range: -50° to +105°C

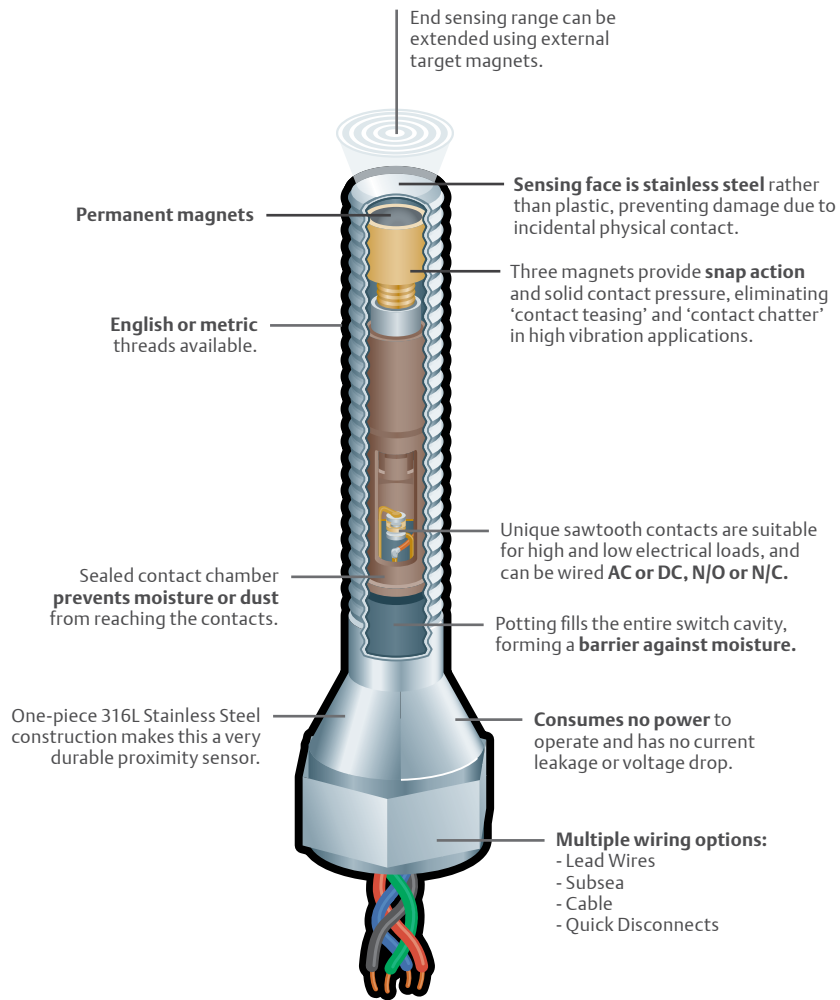
Featured TopWorx™ GO™ Switch Products for Mobile Applications

TopWorx GO Switch Models for Precision Sensing



Thanks to their stainless steel construction, flexible AC/DC, NO/NC and SPDT/DPDT contact configurations and superior corrosion resistance, these GO Switches outperform inductive proximity switches in tough applications.

- Includes 70 Series Models: 71–77, 7G, 7H and 7L
- Features one-piece 316L stainless steel construction
- Stainless steel sensing face prevents physical damage
- External target magnets extend sensing range
- Standard temperature range: -50° to +105°C (up to 204°C with high-temperature models)



Model 73



Call to action directing the reader to more information, such as a URL, visit Emerson.com





Get started



Emerson delivers time-tested and innovative process automation, valve control and proximity sensing solutions for the mobile industry. With the TopWorx GO Switch, we can help you optimize your critical mobile application by improving sensor reliability and equipment visibility in harsh environments. Contact us now for world-class technologies and services that can maximize your operation. Getting started is easy.

Visit us: [Emerson.com/TopWorx](https://www.emerson.com/TopWorx)

Your local contact: [Emerson.com/contactus](https://www.emerson.com/contactus)

-  [Emerson.com](https://www.emerson.com)
-  [Facebook.com/EmersonAutomationSolutions](https://www.facebook.com/EmersonAutomationSolutions)
-  [LinkedIn.com/company/Emerson-Automation-Solutions](https://www.linkedin.com/company/Emerson-Automation-Solutions)
-  [Twitter.com/EMR_Automation](https://twitter.com/EMR_Automation)

The Emerson logo is a trademark and service mark of Emerson Electric Co. ©2020 Emerson Electric Co. All other marks are the property of their respective owners. All rights reserved.
BR000152ENUS_01_08-20



CONSIDER IT SOLVED™